

Boots on the Ground



Identifying and Tracking Military-Affiliated Students

**BOLD
FUTURES**
POWERED BY
////////////////////
**UTSA'S BOLD
ADVANTAGE**

A large orange circle containing text. The text is arranged vertically: 'BOLD FUTURES' in large bold letters, 'POWERED BY' in smaller letters, a decorative line of slanted orange dashes, and 'UTSA'S BOLD ADVANTAGE' in large bold letters. The circle is positioned on the right side of the slide, overlapping a larger, semi-circular pattern of white dots in the background.

Agenda

- » University Overview
- » Types of benefits
- » Challenges in identifying military-affiliated students
- » Our solution
- » Original dashboard
- » Makeover
- » Future directions

Overview

University of Texas at San Antonio

» Suburban, Public, R1 institution in San Antonio, Texas (Military City, USA)



- HSI
- 34,864 Students in Fall 2023
 - 30,020 Undergraduate
 - 411 Post-bac
 - 3,490 Master's
 - 943 Doctoral
- 15% Military-Affiliated Students
 - 4.3% Current/former service members
 - 10.4% Military-affiliated dependents
- 310 Army & Air Force ROTC




Educational Benefits overview



- » DoD TA funds
- » VA Educational Benefits
 - Veterans
 - Dependents
 - Veterans with service-connected disabilities
 - Reserves/Guard
- » Hazlewood funds
 - Veteran
 - Dependent
 - Legacy
- » Scholarships

G.I. Bill


- 
- » Post World War II bill enacted to help reintegrate veterans via social safety net measures like education and housing
 - » Increased educational attainment due, in part, to the GI Bill led to rising economic growth in the United States





Tuition Assistance

- » Department of Defense benefit
- » Available to active duty
- » Some reserves units may also qualify
- » Up to \$250 per credit Hour
- » Max of \$4,500 per fiscal year
- » Civilian DoD employees may also qualify for Civ TA





Types of VA Educational Benefits

Former Service Members

- » Chapter 33: Post 9/11
- » Chapter 30: GI Bill
- » Chapter 1606: Reserves
- » Chapter 31: VR&E

Dependents

- » Post 9/11 Transfer Recipient
- » Chapter 35: DEA



Types of Hazlewood Benefits

- » Provides up to 150 hours of tuition exemption, including fee charges, at Texas public institutions.
- » Eligibility:
 - Veterans
 - Dependents
 - Legacy
- » Stacking Hazelwood & GI Bill is permitted in some cases.



Types of Student Attributes



- » VCURR – Current active duty
 - » VFOR – Veteran
 - » VCFA – Current/former Armed Services
 - » VCFN – Current/former National Guard
 - » VCFR – Current/former Reserves
 - » VDDV – Dependent of Deceased Veteran
 - » VDEP – Dependent of Veteran or Active Duty
 - » VDV – Dependent of Veteran
 - » VDVI- Dependent of Veteran with Combat Injury
- 



Challenges in Identifying Military Service Members and their Families



- » Self-reported active, dependent, or veteran status
- » Ambiguous self-report codes (current/former)
- » Length of VA educational benefits
- » Students receiving more than one type of educational benefit
- » Civilian vs. active duty TA funds
- » Reliance on graduation rates as a measure of success

VA Codes

CATEGORY	DESCRIPTION
Dependent	5. Dependent Assistance Chapter 35
Dependent	T: Transfer Recipient Post 9/11
Reserves/Guard	6: Selective Service Reservist CH. 1606
Veteran	0: New GI Bill CH. 30
Veteran	1: Vocational Rehabilitation CH. 31
Veteran	2. Veteran Educational Assistance Program (VEAP)
Veteran	7: Selective Service REAP CH. 1607
Veteran	P: Post 9/11 GI Bill CH. 33

Attribute Codes

CATEGORY	DESCRIPTION
Active Duty	VCUR: Current US Military Member
Dependent	VDDV: Dependent of Deceased Veteran
Dependent	VDEP: Dependent-Veteran or Active Duty
Dependent	VDV: Dependent of Veteran
Dependent	VDVI: Dependent of Vet w/ Combat Injury
Reserves/Guard	VCFN: Current/Former National Guard
Reserves/Guard	VCFR: Current/Former Reserve
Veteran	VCFA: Current/Former US Armed Services
Veteran	VFOR: Veteran

Exemption Codes

CATEGORY	DESCRIPTION
Active Duty Dependent if Vet Code is 5 or Vet Code is T	T016: Tuition-N Res Military Waiver
Active Duty if other codes are blank or if Vet Code is P	T016: Tuition-N Res Military Waiver
Dependent	EX23: Hazelwood Legacy
Dependent	EX24: Hazelwood Spouse
Dependent	EX25: Hazelwood Dependent
Veteran	EX21: Hazelwood Veteran



Hierarchical Identification

We created a hierarchy to assign students to the correct category where any student fell into multiple categories. This allows us to get unduplicated counts per term.

1. Active Duty
2. Active Duty Dependent
3. Veteran
4. Reserves/Guard
5. Veteran Dependent
6. Other Student

Original Dashboard

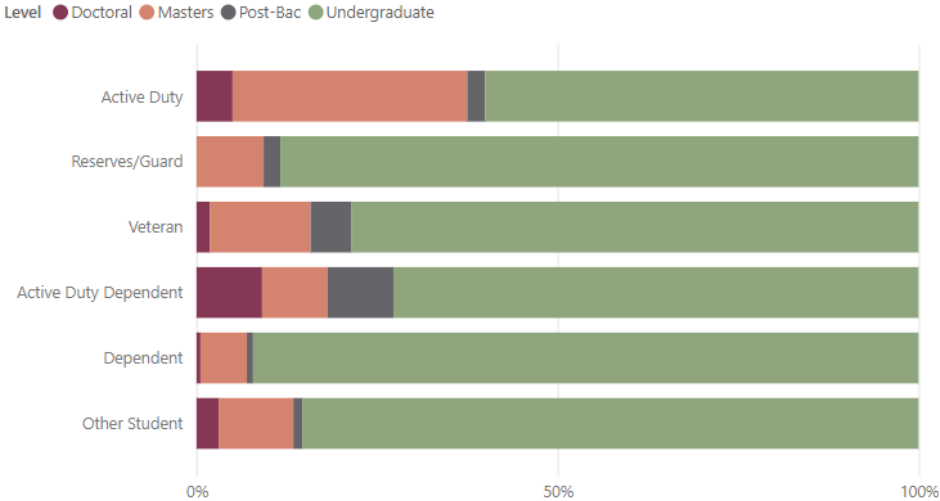
Military-Affiliated Students at UTSA by Level and College (Fall Terms)

Number of Military-Affiliated Students
4,750

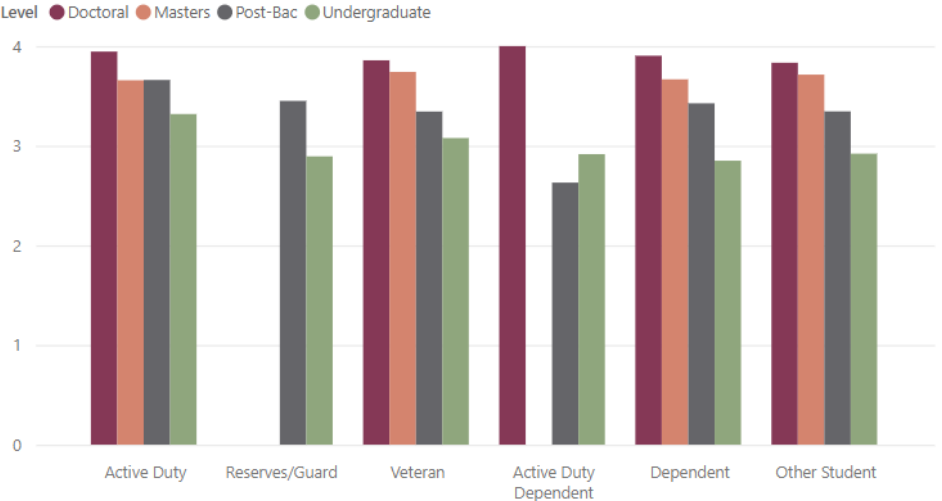
TERM:
 Level:
 Full/Part-time:
 College:
 Classification:
 Department:
 Program Description:

Veteran Status	Count
Active Duty	40
Reserves/Guard	43
Veteran	1,404
Active Duty Dependent	11
Dependent	3,252
Other Student	27,844
Total	32,594

Students by Military-Affiliated Status and Level



Average Institutional GPA by Military-Affiliated Status and Level



Updated Dashboard

Military-Affiliated Students by Classification




Term: Classification: College: Department: Program Description: Status:

Number of Military-Affiliated Students



Students by Military-Affiliated Status and Level



Veteran Status	Count
Active Duty	14
Reserves/Guard	35
Veteran	1,455
Active Duty Dependent	7
Dependent	3,627
Other Student	29,726
Total	34,864

Veteran Status	Undergraduate	Post-Bac	Masters	Doctoral
Active Duty	10	2		2
Reserves/Guard	34			1
Veteran	1,116	74	240	25
Active Duty Dependent	7			
Dependent	3,323	20	251	33
Other Student	25,530	315	2,999	882
Total	30,020	411	3,490	943

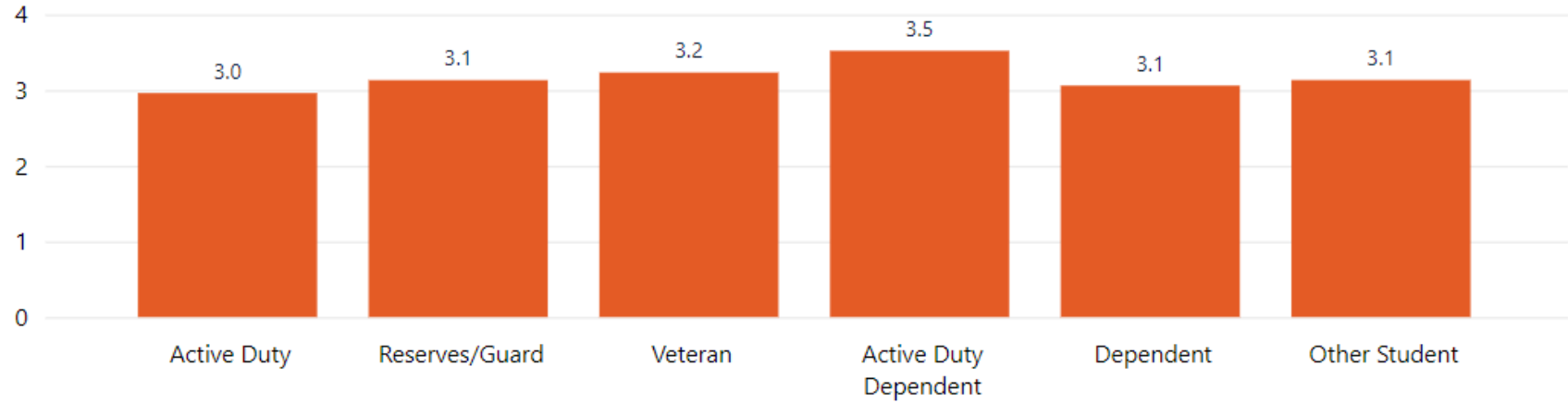
Military-Affiliated Students by GPA

Term:
 Classification:
 College:
 Department:
 Program Description:
 Status:

Military-Affiliated Students Mean GPA



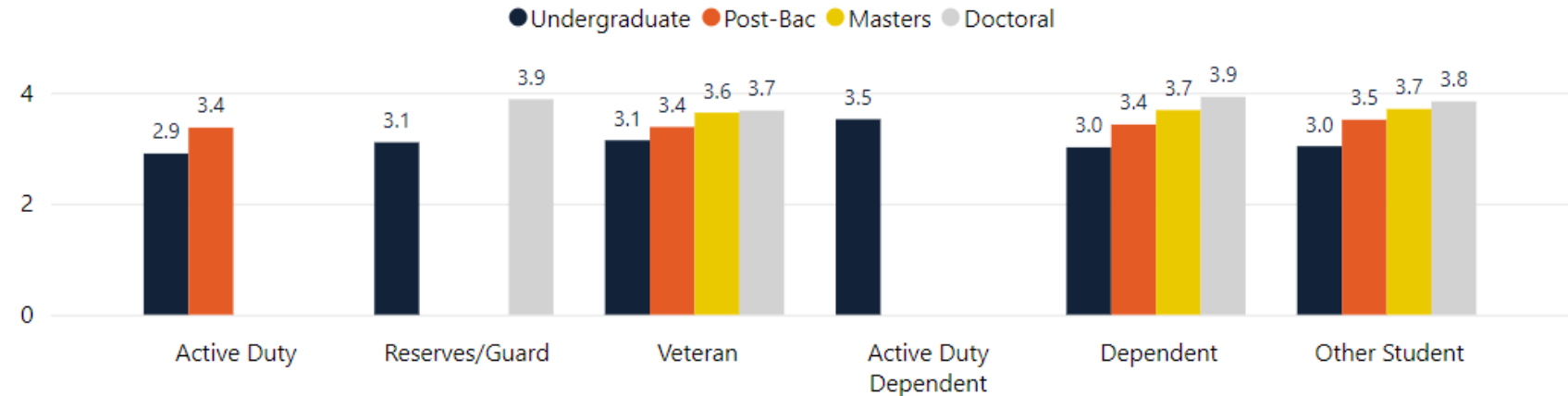
Average Institutional GPA by Military-Affiliated Status



Non-Military Affiliated Students Mean GPA



Average Institutional GPA by Military-Affiliated Status and Level



Military-Affiliated Students by Transfer Institution

Term:
 Classification:
 College:
 Department:
 Program Description:
 Status:

Number of Military-Affiliated Transfer Students



College	Count
Business	138
Education and Human Development	22
Engineering and Integrated Design	40
Health, Community and Policy	115
Liberal and Fine Arts	79
Sciences	127
University College	110
Total	631

Transfer Institution	Active Duty	Reserves/ Guard	Veteran	Active Duty Dependent	Dependent	Other Student	Total
Northwest Vista College			30		90	481	601
San Antonio College		1	36		58	358	453
St Philip's College		1	7		30	121	159
Northeast Lakeview College			13		29	87	129
Palo Alto College		1	7		15	106	129
Austin Community College			5		12	88	105
Southwest Texas Jr College					2	53	55
Texas State University			2		9	44	55
Laredo College			1		1	45	47
Univ Texas Rio Grande Valley			3		3	41	47
Lone Star College			1			45	46
Blinn College			1			42	43
University of the Incarnate Word			4		7	27	38
Texas A&M Univ San Antonio			1		7	28	36
Houston Community College			1		2	30	33
Texas A&M International Univ					1	31	32
Texas A&M University Corpus Christi					3	22	25
Del Mar College					2	19	21
Univ of Texas at El Paso			1		4	16	21
Total	1	6	241	3	380	2,269	2,900

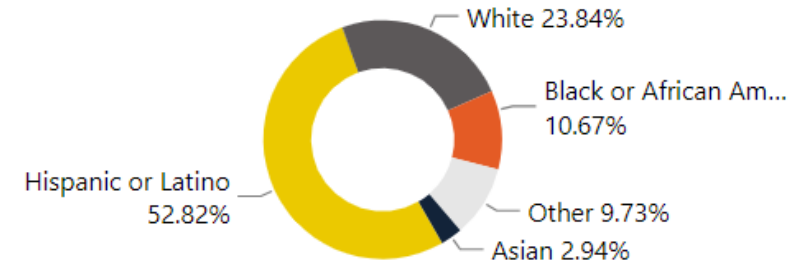
Military-Affiliated Students by Demographics

Term:
 Classification:
 College:
 Department:
 Program Description:
 Status:

Military-Affiliated Students by Gender

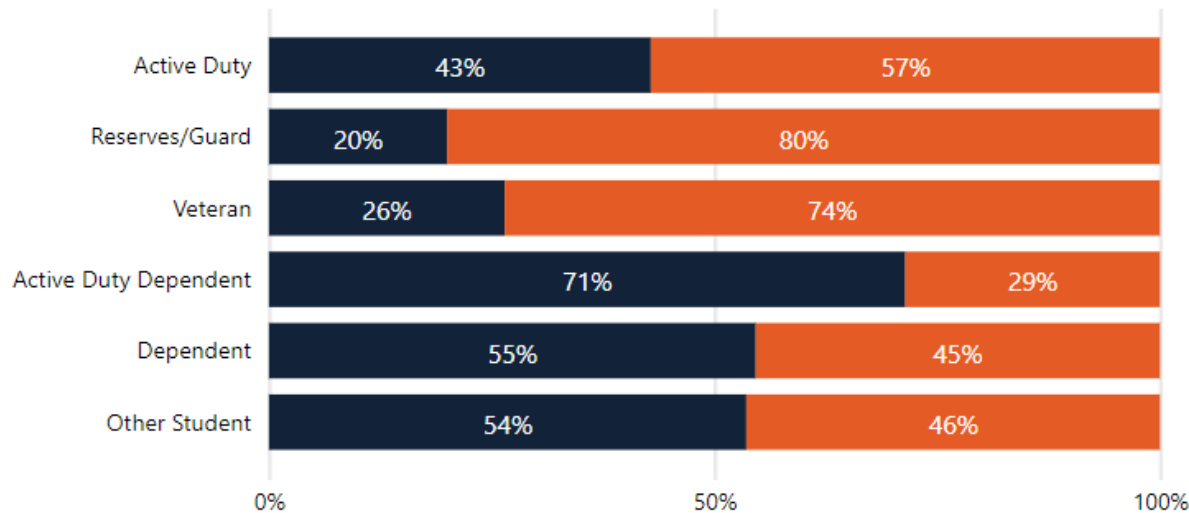


Military-Affiliated Students by Race/Ethnicity



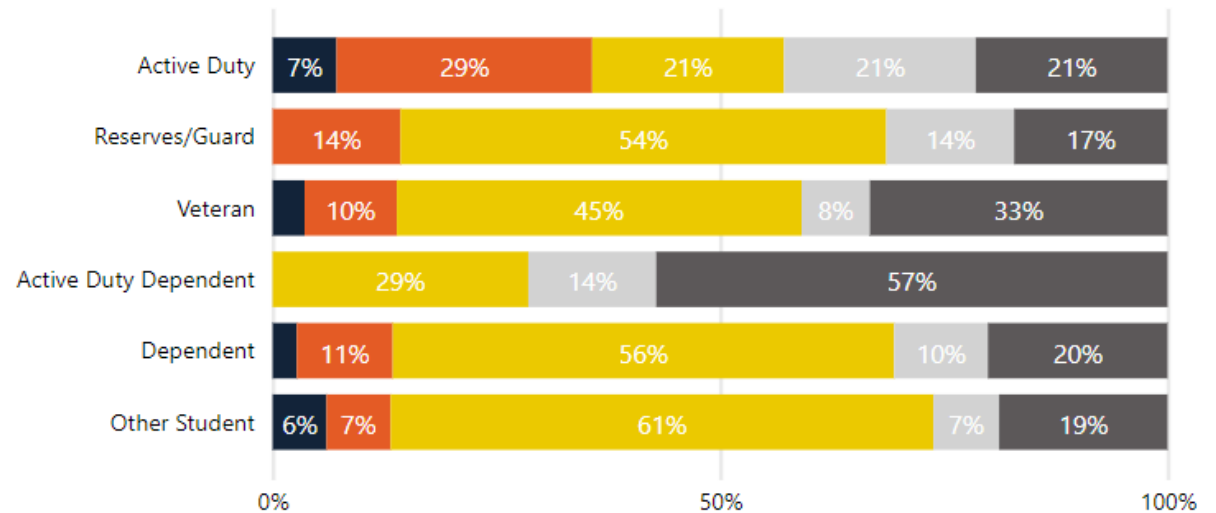
Count of Students by Veteran Status and Gender

● Female ● Male



Count of Students by Veteran Status and Race/Ethnicity

● Asian ● Black or African American ● Hispanic or Latino ● Other ● White



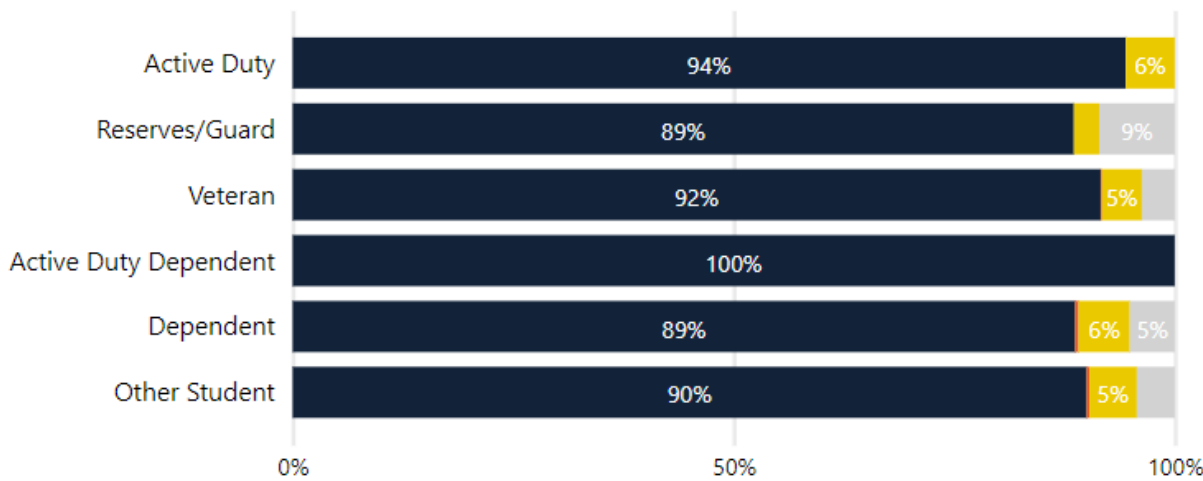
Academic Status and Persistence of Fall Students One Year Later



Term:
 Classification:
 College:
 Department:
 Program Description:
 Status:

Academic Standing by Veteran Status

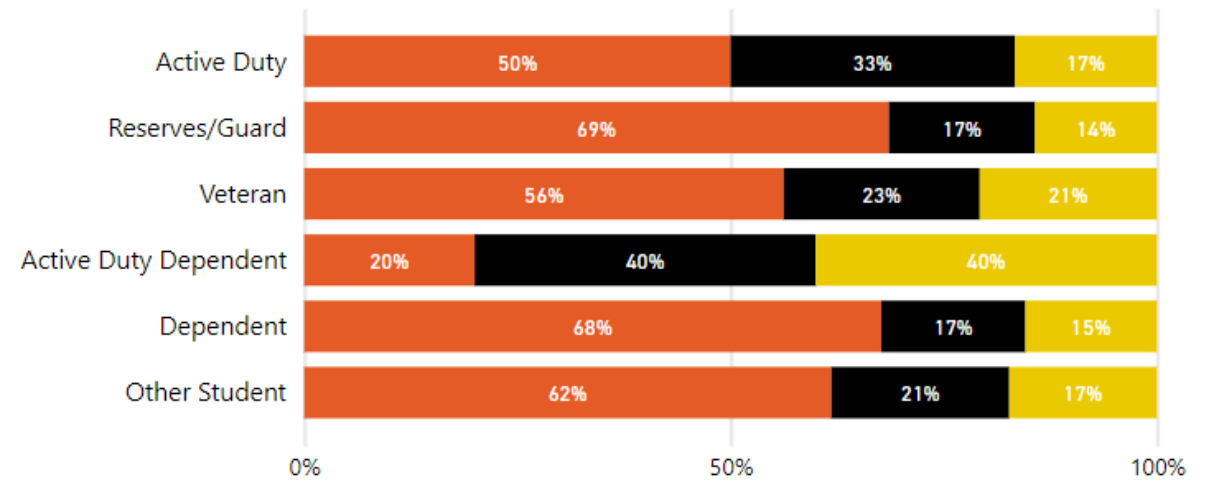
● Good/Academic Good Standing ● Academic Warning ● Academic Probation ● Academic Dismissal



Veteran Status	No Standing	Good/Academic Good Standing	Academic Warning	Academic Probation	Academic Dismissal	Total
Active Duty		17		1		18
Reserves/Guard		31		1	3	35
Veteran	1	1,278	2	63	52	1,396
Active Duty Dependent		5				5
Dependent	2	3,037	13	199	174	3,425
Other Student	28	26,502	86	1,584	1,265	29,465
Total	31	30,870	101	1,848	1,494	34,344

One Year Persistence by Veteran Status

● Retained ● Graduated ● Not graduated, Not retained



Veteran Status	Mean Overall GPA	Median Overall Hours Attempted	Median Overall Hours. Earned
Active Duty	3.22	129	120
Reserves/Guard	3.00	112	96
Veteran	3.18	108	95
Active Duty Dependent	3.42	60	60
Dependent	3.00	90	83
Other Student	3.08	92	83
Total	3.08	93	84

Future Directions

- » Tracking ROTC students
 - Crosstown ROTC
- » Benefits or attributes in any previous terms
- » Military transcripts
- » TA Funds – tracking payments rather than tuition waiver





Discussion



How does your institution identify military-affiliated students?

What enrollment or success metrics are tracked?

What other challenges exist?



Contacts



Dr. Jinny Case: Jinny.Case@utsa.edu

Crystal Perez: Crystal.Perez3@utsa.edu



UTSA Academic Affairs

BOLD FUTURES

POWERED BY

**UTSA'S BOLD
ADVANTAGE**

provost.utsa.edu/advantage