


# Exploring the Impact of Higher Education on Post-Graduation Income Using Texas Workforce Commission (TWC) Data

Paul Kailiponi, PhD  
Interim Director  
Institutional Research and Effectiveness Services  
(IRES)



ALAMO  
COLLEGES  
DISTRICT

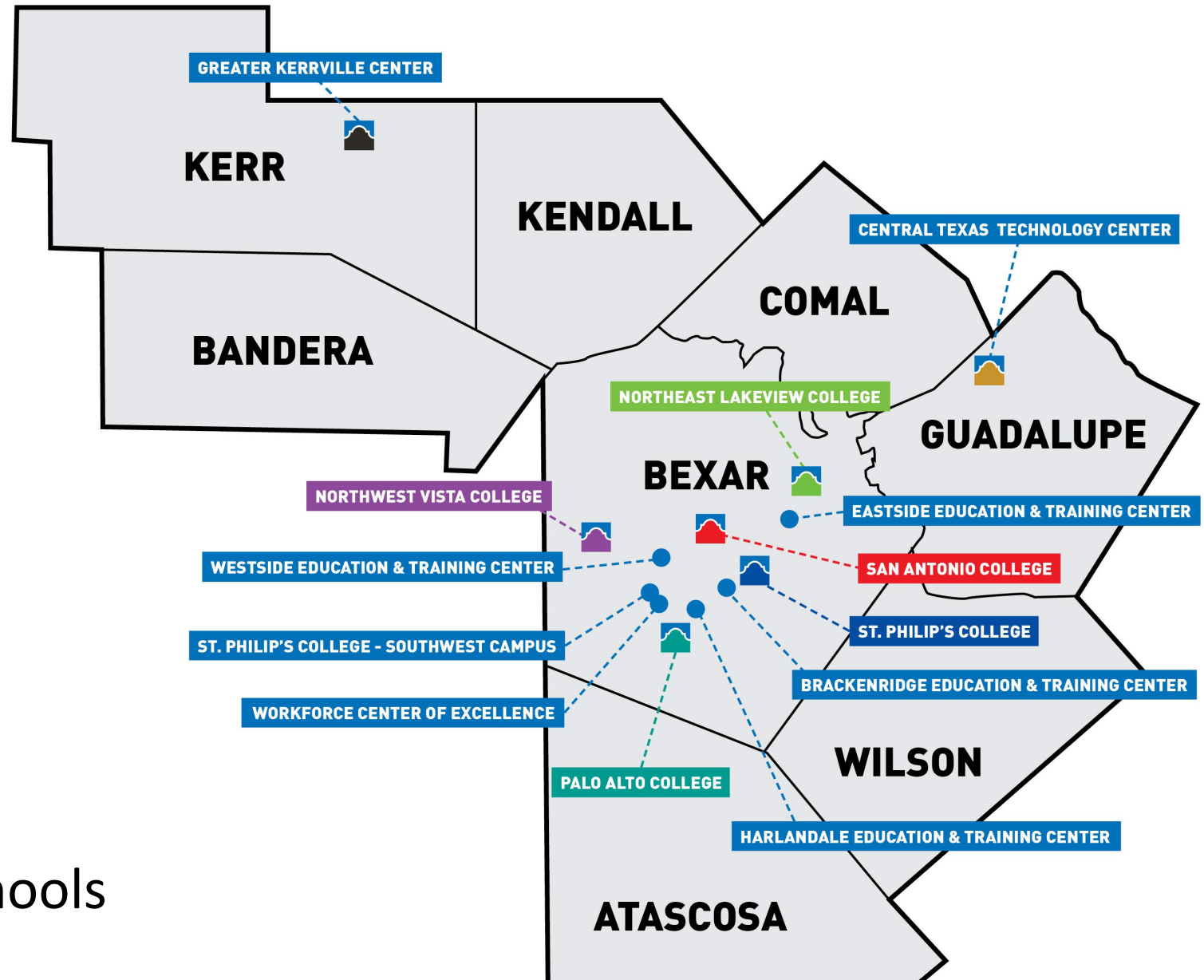


Malcolm Baldrige  
National Quality Award  
2018 Award Recipient

Achieving the Dream  
LEADER COLLEGE  
OF DISTINCTION

# THE ALAMO COLLEGES DISTRICT FAMILY

- 5 Colleges
  - San Antonio College
  - St. Philip's College
  - Palo Alto College
  - Northwest Vista College
  - Northeast Lakeview College
- 8 Regional & Neighborhood Centers
- 16 Early College High Schools





Alamo Colleges District “has a moonshot to [partner to] end poverty in San Antonio through education... Education is a pathway to promote a better life and fight poverty, hunger, and homelessness.”



ALAMO  
COLLEGES  
DISTRICT





ALAMO  
COLLEGES  
DISTRICT

Between 2015 & 2022  
Alamo Colleges awarded

93,094 Degrees &  
Certificates

Alamo Colleges is dedicated to helping students achieve social mobility through education. For many, a degree represents an opportunity at a fulfilling career to support themselves and their loved ones. This dashboard is aimed at providing data that bridge degree awards at the Alamo Colleges to increased wages in the San Antonio Metro Area.



Explore how



Award



ALAMO  
COLLEGES  
DISTRICT



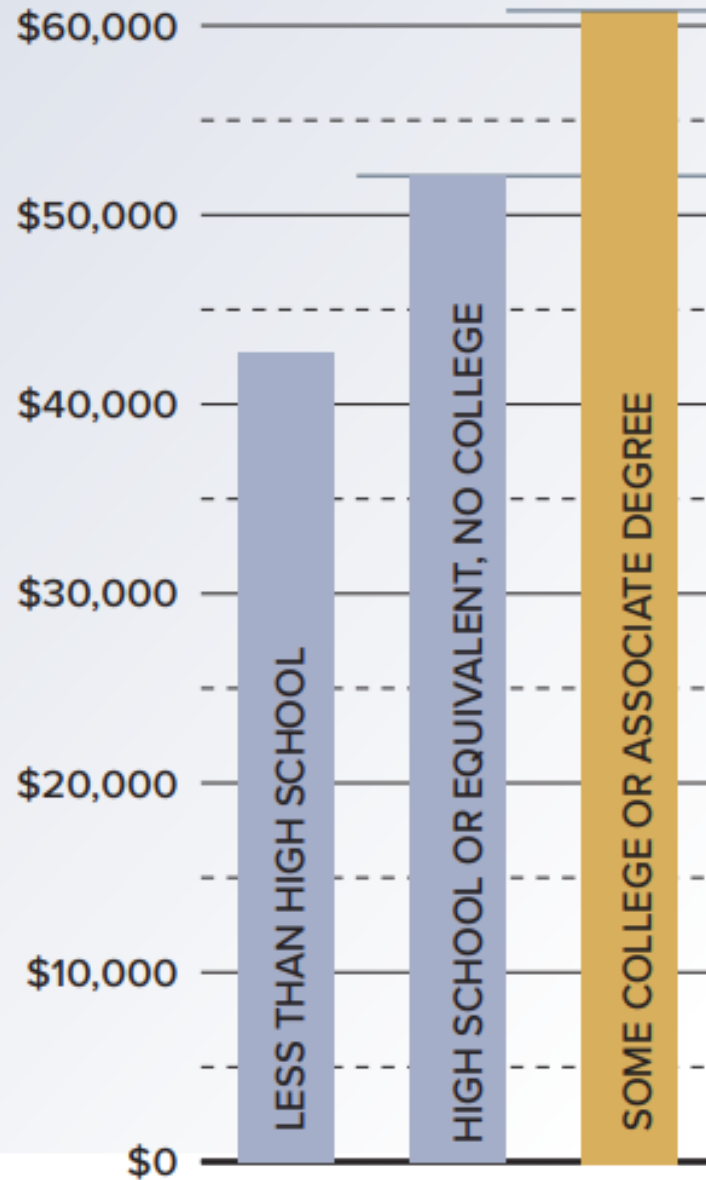


Community college students  
earned about **21 percent more**  
than comparable peers with only a high  
school education. Marcotte, 2018



## AVERAGE ANNUAL EARNINGS BY EDUCATIONAL ATTAINMENT, TEXAS, 2018

Community colleges provide their students with a good return on investment. In 2018, workers in Texas with some college or associate degrees, with stable jobs, earned an average \$8,393 more annually than high school graduates.



AVERAGE WAGE INCREASE OVER HIGH SCHOOL OR EQUIVALENT

\$8,393

NUMBER OF WORKERS, SOME COLLEGE OR ASSOCIATE DEGREE

3,245,675

TOTAL STATEWIDE ADDITIONAL WAGES

\$27.2 BILLION


Sources: U.S. Census Bureau, JobsEQ

Sources: U.S. Census Bureau, JobsEQ and Texas Comptroller of Public Accounts



Income data post-award have traditionally been difficult to acquire





# Lightcast

United States™  
**Census**  
Bureau



- Geographic
- Job Classification
- Career Progress
- Institution Specificity
- Comparison Groupings

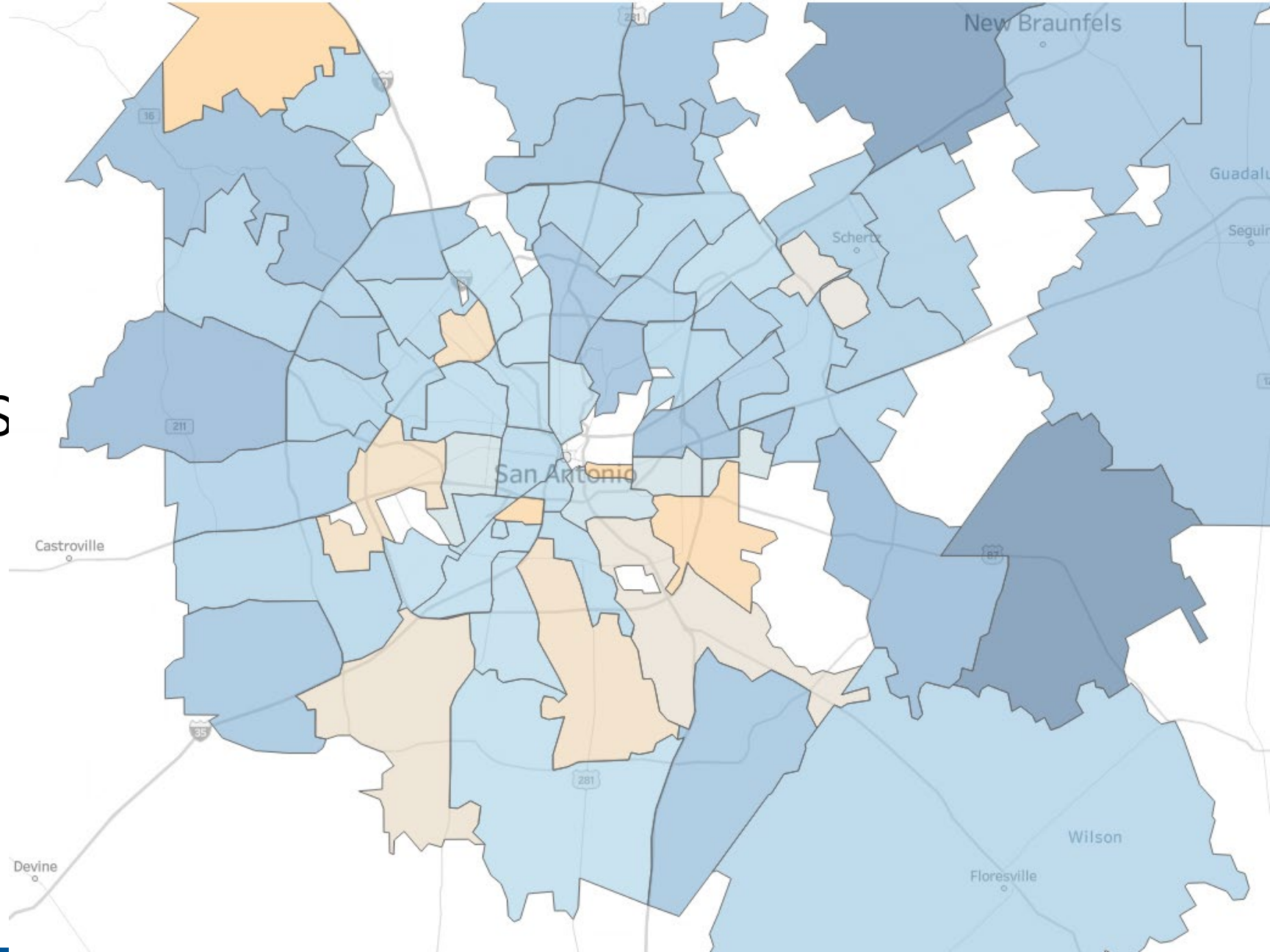


ALAMO  
COLLEGES  
DISTRICT





Geographic  
specificity varies  
between  
sources





Sources differ in their specificity of classification of instructional program (CIP) codes





# Post-Secondary Employment Outcomes Explorer

**Data Type**

Earnings  Flows

**State**

Texas ▾

**Institution**

San Antonio College ▾

**Degree Level**

Associates ▾

**Graduation Cohort**

All Cohorts ▾

**Compare Earnings by**

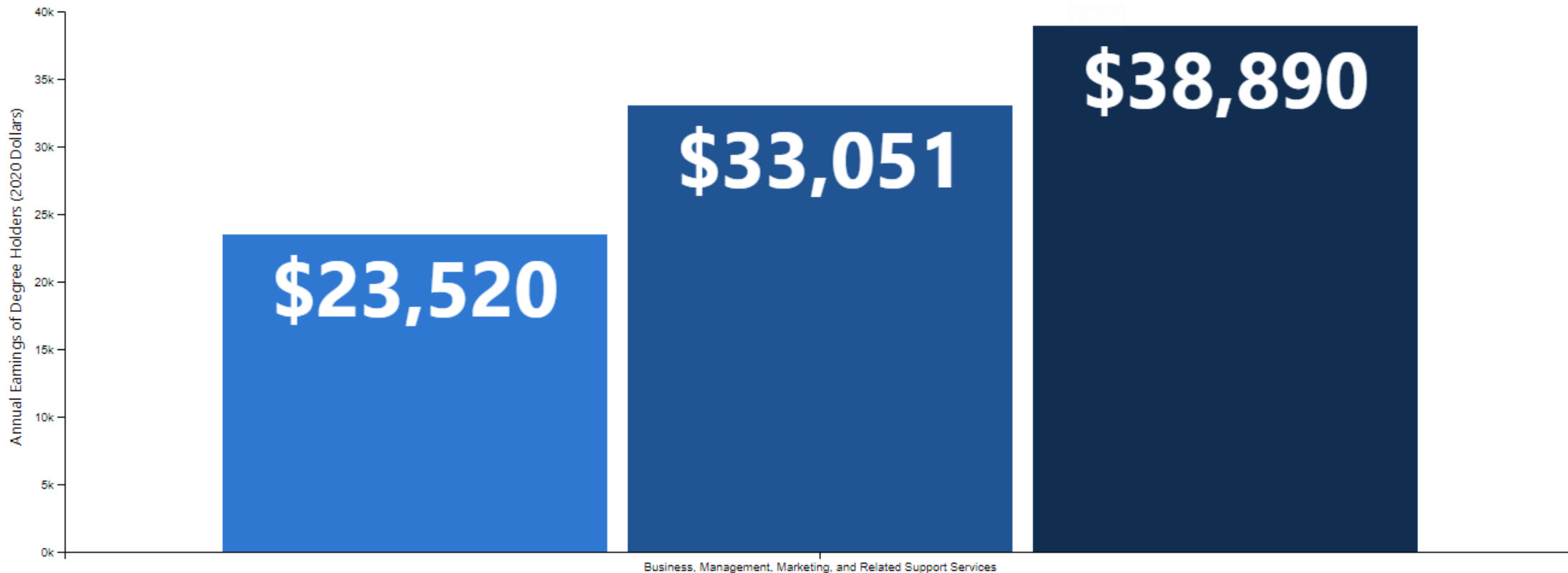
Time  Percent

**Earnings-percentile Filter**

25  50  75

**Legend**

- 1 Years Postgrad
- 5 Years Postgrad
- 10 Years Postgrad



Business, Management, Marketing, and Related Support Services





- Personal Identifier (SSN)
- Employer Information
  - Name
  - Address
  - NAICS Code
- Wage Amount
- Year/Quarter





Individual join  
based on SSN



Geographic location  
based on student data



Time period  
transformation  
to annual  
income



Rolling  
historical data –  
past 10 years







ALAMO  
COLLEGES  
DISTRICT

Between 2015 & 2022  
Alamo Colleges awarded

93,094 Degrees &  
Certificates

Alamo Colleges is dedicated to helping students achieve social mobility through education. For many, a degree represents an opportunity at a fulfilling career to support themselves and their loved ones. This dashboard is aimed at providing data that bridge degree awards at the Alamo Colleges to increased wages in the San Antonio Metro Area.



Explore how




Award



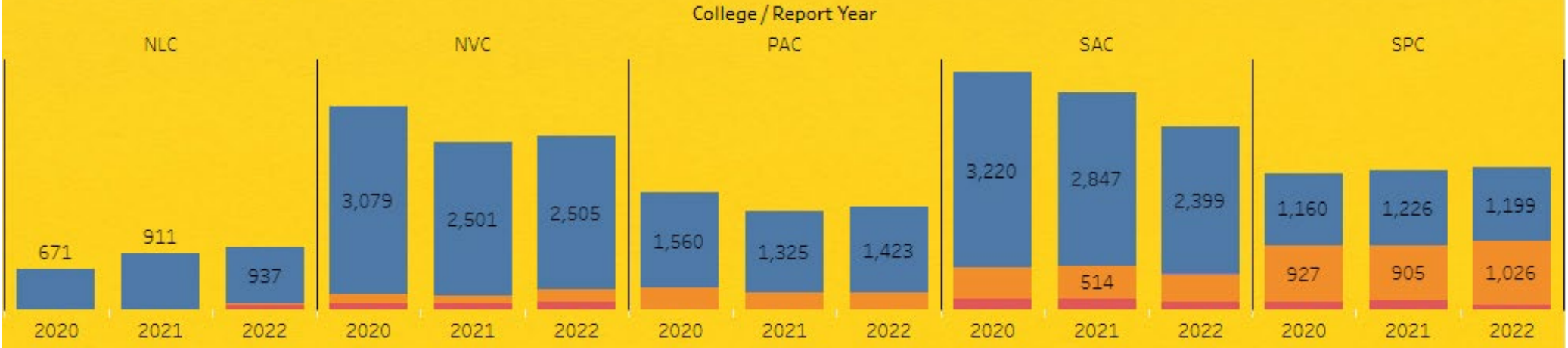
ALAMO  
COLLEGES  
DISTRICT



Report Year: (Multiple values) | College: (All) | Institute: (All) | 

Award Level: (Multiple values) | Major Type: (All) | CIP6 Category: (All)

## Degrees by College/Report Year



## Total Awards by CIP6



# Alamo Graduates

reported a median income of

**\$43,316**

3 Years post graduation compared to

**\$29,132**

earned by local high school graduates.

Select Years Post Graduation

3 Years post graduation



Alamo Colleges is dedicated to helping students achieve social mobility through education. For many, a degree represents an opportunity at a fulfilling career to support themselves and their loved ones. This dashboard is aimed at providing data that bridge degree awards at the Alamo Colleges to increased wages in the San Antonio Metro Area.



ALAMO  
COLLEGES  
DISTRICT





# Post Graduation Income Explorer



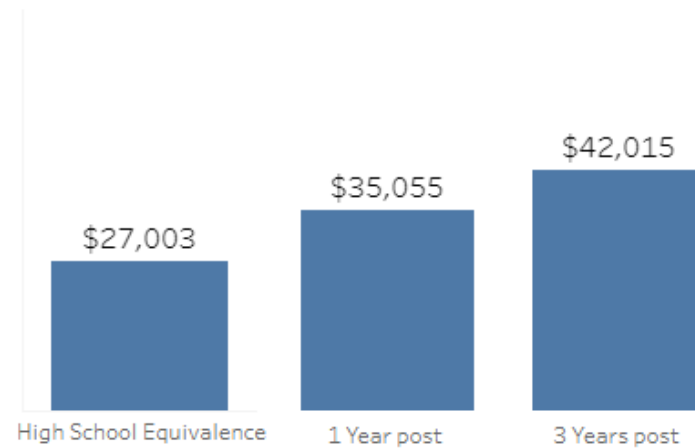
1

Select a Classification of Study based on CIP 6 descriptions.

- (All)
- Accounting
- Accounting Technology/Technician and Bookkeeping
- Administrative Assistant and Secretarial Science, General
- Agriculture, General
- Aircraft Powerplant Technology/Technician
- Airframe Mechanics and Aircraft Maintenance Technology/Tec...
- Airline/Commercial/Professional Pilot and Flight Crew
- American Government and Politics (United States)

2

See how an Alamo degree in that field affects income following graduation when compared to individuals with just a High School Equivalence.



3

Find out which Alamo College locations offer your program of interest.

Northeast Lakeview College



Northwest Vista College



Palo Alto College



Saint Philip's College



San Antonio College



4

Click on the corresponding Alamo College below to explore our degree programs!



ALAMO  
COLLEGES  
DISTRICT



Students with an **Alamo degree** reported **decreased gender-based income disparity of 73%** compared to workers with a high school equivalence.





# Next Steps for TWC data analyses

- Incorporate into program review processes
- Extend equity analyses to ethnicity
- Develop post-award income estimation models



Thank you.

Paul Kailiponi

**pkailiponi@alamo.edu**



ALAMO  
COLLEGES  
DISTRICT

