

# Competency-Based Education: USING DATA DASHBOARDS FOR INSIGHT AND POWERFUL STORIES



INSTITUTE FOR  
**Competency-  
Based Education**

---

A&M-COMMERCE

# YOUR PRESENTERS



Carlos Rivers

---

Operations Research Analyst  
Institute for Competency-Based Education



Shonda Gibson

---

Associate Provost  
Institutional Effectiveness  
SACSCOC Accreditation Liaison



TEXAS A&M UNIVERSITY  
**COMMERCE**



FOUNDED IN 1889



PUBLIC, DOCTORAL, R2



13,000



# COMPETENCY-BASED EDUCATION

Competency-based education is a flexible way for students to get credit for what they know; build on their knowledge and skills by learning more at their own pace; and earn high-quality degrees, certificates, and other credentials that help them in their lives and careers. Students in these programs show what they know and how well they know it through multiple ways of evaluating their learning. This is another choice for learning offered at some institutions through a variety of programs, with full support to help students when needed.

---

**Traditional:**  
TIME IS FIXED  
AND LEARNING  
VARIABLE

Key Differences:  
Competencies  
Instruction/Learning  
Assessments

**CBE:**  
LEARNING IS  
FIXED AND TIME  
VARIABLE

*“This is a game-changing innovation for higher education that has the potential to reshape the way that we deliver higher education in Texas. But [it] is also firmly grounded in the A&M Commerce mission of creating a pathway for students to earn the degree that will forever transform their lives and reshape their futures.” – Dr. Dan Jones*

*“To be honest, the process has not been an easy one (I jokingly said we were not on the cutting edge, but rather on the bleeding edge of innovation), but the reward of seeing students achieve their dreams has been worth it.”*

– **Dr. Mary Hendrix,**



# TEXAS AFFORDABLE BACCALAURATE

The Texas Affordable Baccalaureate (TAB) program is a lower-cost degree. As of 2018, there are 6 TAB programs in the state of Texas. Tuition for this degree is \$750 per term. Students are able to accelerate through as many courses per term as possible, provided they demonstrate mastery of the subjects. A student entering the program with no prior college credit should be able to complete the degree in three years for between \$13,000 and \$15,000.

---





## TAB – BAAS Organizational Leadership **AT A GLANCE**

B.A.A.S in Organizational Leadership

Competency-based program

99 Competencies mapped to 120 SCH

Delivered 100% online

Subscription Model - \$750 per term

SACSCOC Accredited University

Competencies defined by faculty and  
advisory board

Launched Spring 2014

Learn more at [www.tamuc.edu/TAB](http://www.tamuc.edu/TAB)



# DASHBOARD BACKGROUND

- Raw student reports in spreadsheet format
  - No real-time KPIs available for the CBE program
  - No automated historical overview of program performance
  - Numerous data request to IER/ICBE offices
  - Manual intensive data collection process
-





# LOCALLY DEVELOPED

- Cost efficient
  - Leveraged existing university software
  - Developed in less than 2 months
  - Partnership between IER & ICBE
  - Better use of staff time & resources
-

## INTERNAL USERS

- Department head
- Program manager
- Program staff
- IER & ICBE staff

## DATA REQUESTS

- Student enrollment data
- Student demographic information  
*Age Groups, Gender, Pell Status, Veteran Status*
- Performance Metrics  
*Retention Rates, Grade Distribution, SCH Completion Rates*
- Efficiency Metrics  
*Time-to-Completion, Cost-to-Completion*

Texas Higher Education Coordinating Board

# DATA COLLECTION INITIATIVE


Statewide Measures of Effectiveness of the TAB

Expansion Grant Program:

- Enrollment
- Program cost
- GPA
- Credit accrual rate
- Completion rate
- First-year earnings

**Goals:**

- Ten TAB programs serving 21,000 in the first 5 years
- Entire degree will cost less than \$15,000
- TAB Graduates will perform as well or better than those in comparable traditional programs, institutions, and fields



# DEFINING CBE METRICS

[https://evollution.com/programming/program\\_planning/competency-based-education-the-importance-of-metrics-and-data-collection/](https://evollution.com/programming/program_planning/competency-based-education-the-importance-of-metrics-and-data-collection/)

## Competency-Based Education: The Importance of Metrics and Data Collection

Carlos Rivers | Operations Research Analyst in the Institute for Competency-Based Education, Texas A&M University-Commerce



By understanding what metrics to track (and why) right from the get-go, competency-based programs can do a better job of showing their quality while allowing for rapid growth and improvement through data-driven decision making.

It's no secret that we are currently living in an age of accountability. As new education models come into play, constituents will demand evidence of the effectiveness of these programs.

# DEFINING CBE METRICS

<http://www.air.org/resource/measuring-student-success-postsecondary-competency-based-education-programs-toward-student>

[HOME](#) >

🕒 4 AUG 2017 | ✎ REPORT

## Measuring Student Success in Postsecondary Competency-Based Education Programs: Toward a Student Outcomes Metrics Framework

Kelle Parsons  
Carlos Rivers

The growth of the postsecondary competency-based education (CBE) ecosystem is contingent on CBE programs demonstrating that they fulfill core value propositions for students, including improving access, success, quality, and affordability.

To support program leaders and researchers in building evidence about student outcomes in CBE programs, AIR and the Institute for Competency-Based Education at Texas A&M University-Commerce developed this brief, which proposes a CBE Student Outcomes Metrics (SOM) Framework for descriptive and evaluative research.

Drawing on other early research, the *Framework* articulates metrics that can be used across many CBE program types to build toward a common language about CBE students and outcomes. In addition, the brief articulates key challenges to that common language, calling for CBE program leaders and researchers to engage in field-wide conversations about addressing them.

The *Framework* includes three levels of metrics, each with different uses:



# AUTOMATED REPORTS

- Student Raw data (No set KPIs)
- Static (Set Parameters)
- Intensive manual work
- No historical overview

File Home Insert Page Layout Formulas Data Review View Add-Ins PowerPivot Power Query													
Clipboard		Font		Alignment		Number		Conditional Formatting		Styles		Cells	
Cut Copy Paste Format Painter		Arial 10 Bold Italic Underline Text Color Background Color Text Orientation Text Direction		Wrap Text Merge & Center		General \$ % , # 0/100 0.00		Normal Bad Good Neutral Calculation Check Cell Explanatory ... Input Linked Cell Note		Insert Delete Format		Autofill Clear	
C16 ORGL-497-0CW													
A B C D E F G H I J K L M													
1 Texas A & M University - Commerce													
2 Enrolled Students in ORGL Classes for 201580													
3													
4 ID Name Course Course Title Att Hrs Major Description Part of Term Code Part of Term Description AGE Race ETHNICITY Gender Marital Status													
5 1000001 Name 1 ORGL-3311-1CW Issues in Organizational Ldshp 6.00 Organizational Leadership OC9 7 week Session - Fall 2 37.00 Hispanic or Latino American Indian or Alaskan Native M .													
6 1000002 Name 2 ORGL-3321-1CW Data Driven Decision Making I 6.00 Organizational Leadership OC9 7 week Session - Fall 2 37.00 Hispanic or Latino American Indian or Alaskan Native M .													
7 1000003 Name 3 ORGL-100-0CW CBE - Orientation 12.00 Organizational Leadership ORG Open enrmt Tab Orien 33.00 Hispanic or Latino Hispanic F .													
8 1000004 Name 4 ORGL-101-0CW Intro to Criminal Justice 12.00 Organizational Leadership OC8 7 week Session - Fall 1 33.00 Hispanic or Latino Hispanic F .													
9 1000005 Name 5 ORGL-111-0CW Critical Thinking 12.00 Organizational Leadership OC8 7 week Session - Fall 1 33.00 Hispanic or Latino Hispanic F .													
10 1000006 Name 6 ORGL-197-1CW Intro to Organizations 12.00 Organizational Leadership OC9 7 week Session - Fall 2 33.00 Hispanic or Latino Hispanic F .													
11 1000007 Name 7 ORGL-201-1CW Supervision 12.00 Organizational Leadership OC9 7 week Session - Fall 2 33.00 Hispanic or Latino Hispanic F .													
12 1000008 Name 8 ORGL-100-0CW CBE - Orientation 6.00 Organizational Leadership ORG Open enrmt Tab Orien 42.00 Not Hispanic or Latino Black or African American F .													
13 1000009 Name 9 ORGL-126-0CW Computer Information Systems 12.00 Organizational Leadership OC8 7 week Session - Fall 1 29.00 Not Hispanic or Latino White M .													
14 1000010 Name 10 ORGL-197-1CW Intro to Organizations 12.00 Organizational Leadership OC9 7 week Session - Fall 2 29.00 Not Hispanic or Latino White M .													

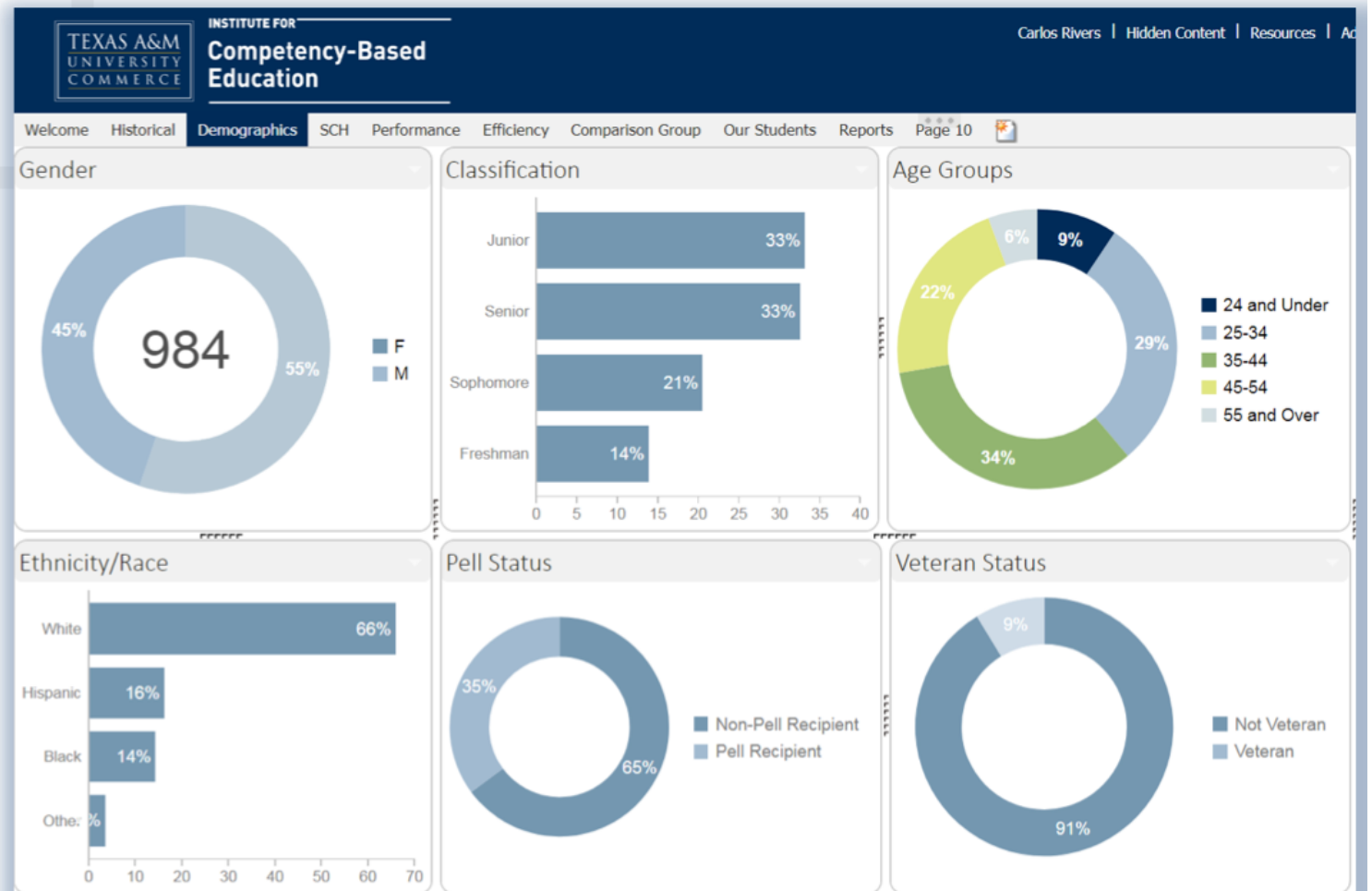
# AUTOMATED METRICS

- Static (Set Parameters)
- Lack of data exploration
- No historical overview

	A	B	C
1	Texas A & M University - Commerce		
2	ORGL Students by Classification for Ter		
3			
4		OC8	OC9
5	Classification		
6	FR	11	11
7	JR	71	60
8	SO	30	22
9	SR	263	216
10	TOTAL	375	309
11			
Classification / Ethnicity / Gender / Veteran / Marital / 1st Generation / Age / Retention /			


# CBE DASHBOARD DEMO

- Real-time KPIs
- Historical Overview
- Data Exploration
- No manual work
- User Friendly



Designed in Webfocus BI Portal

## RESULTS FOR THE STATE



60x30TX sets a bold path forward to dramatically increase Texas' postsecondary attainment and workforce readiness by the year 2030.

## RESULTS

The TAB program is supporting all four goals of Texas' higher education 60x30TX strategic plan:

---

By 2030, at least 60 percent of Texans ages 25-34 will have a certificate or degree.

---

Completion

---

Marketable Skills

---

Reduce student debt

Competency-based education is proving to be one of the most effective models to serve this student population and is mentioned specifically as a strategy within 60x30TX.



---

ANY QUESTIONS?

**YOUR  
VOICE  
MATTERS**



A background image showing graduates in black gowns and blue caps. One graduate in the foreground is cheering with his mouth wide open, holding up a diploma. Other graduates are visible behind him, also smiling and holding up their caps.

## TEXAS HIGHER EDUCATION FOUNDATION

# FOR TEXAS INSTITUTIONS

- Six TAB program awarded so far.
- Texas Affordable Baccalaureate Grant Program  
Request for Proposals Released!

To submit a proposal for funding visit:

<https://txhigheredfoundation.org/tab/>

For more information contact Jennifer Nailos

[TAB@thecb.state.tx.us](mailto:TAB@thecb.state.tx.us)

# A sneak peek: Announcing the National Survey of Postsecondary CBE!

You'll have an opportunity to learn more about how institutions like yours are offering competency-based education programs.

More information coming:  
Spring 2018

## Have you ever wanted to know...

**How many** CBE programs are there?

**What level** are these programs, and at **what types** of institutions?

**How many** students are enrolled in CBE programs?

# LEARN MORE

## **Practical Perspectives on CBE: A Webinar Series from the Institute for Competency-Based Education**

A series designed to help you implement competency-based education at your institution. Leading CBE innovators will give tips and strategies on focused topics in CBE program development and delivery and answer questions on these hot topics. Join us for these free one-hour webinars!

VISIT [WWW.TAMUC.EDU/ICBE](http://WWW.TAMUC.EDU/ICBE)





tamuc\_icbe



TAMUCicbe

Carlos.Rivers@tamuc.edu

Shonda.Gibson@tamuc.edu

---

CONNECT WITH US  
**THANK YOU**

TAMUC.EDU/ICBE

