

Texas Consumer Resource for Education and Workforce Statistics

Gabriela Borcoman

Texas Higher Education Coordinating Board

Ruben B. Garcia

Texas Workforce Commission

Objectives

- Brief history of consumer reports in Texas
- Impetus in building TX CREWS
- Funding for TX CREWS
- Demonstration of TX CREWS



DECIDE

- CD version May 1998
- Live online July 1, 1999
- 1999 US Dept. of Labor Jett-Con Award
 - Texas 1st in the nation to have a consumer report
 - Connecticut
 - Maryland
 - Massachusetts
 - Wisconsin
 - Iowa

DECIDE

- Post-exit achievements documented through the Texas Automated Student and Adult Learner Follow-Up System
- Electronic record linkages with resource databases such as
 - Texas Higher Education Coordinating Board
 - Texas Workforce Commission Unemployment Insurance wage records
 - Federal databases, TDCJ, Employer Survey

Career Exploration



TX CREWS

- Funded by the US Dept. of Labor
- HB 1296 (Alvarado) -- compare each institution of higher education with other institutions regarding:
 - (A) the relative cost of tuition;
 - (B) the retention rate of students;
 - (C) the graduation rate of students;
 - (D) the average student debt;
 - (E) the loan repayment rate of students; and
 - (F) the employment rate of students;



CREWS

Texas Consumer Resource for Education and Workforce Statistics

The Texas Consumer Resource for Education and Workforce Statistics (Texas CREWS) is an interactive dashboard tool providing comparative information about Texas public 2-year and 4-year postsecondary institutions. By evaluating programs and institutions on the basis of resultant wages, employment and student loan levels, Texas CREWS will allow parents and students to make informed decisions about college and get the best return on their educational investment.



**GET
STARTED**



Click to get started, then use the dropdown menus to search by program/major, institution, or by the occupation field* of interest.



Joint Project of the Texas Workforce Commission & TI

Higher Education Coordinating Board

to help you make informed decisions about college, and get the best return on your educational investments.





Major

Accounting and Related Services.

Advanced/Graduate Dentistry and Oral Sciences.

Aerospace, Aeronautical and Astronautical Engineering.

Agricultural Business and Management.

Agricultural Engineering

Occupational Area

Architecture and Engineering Occupations

Arts, Design, Entertainment, Sports, and Media Occupations

Building and Grounds Cleaning and Maintenance Occupations

Business and Financial Operations Occupations

Community and Social Service Occupations

Computer and Mathematical Occupations

Tier

State

2-year

4-year



[Back](#)

Select a Major

Select an Occupational Area

Select an Institution Tier


Tier
State
2-year
4-year





Major

Occupational Area



Tier

Sta
2-y
4-y

Occupation





CREWS

Texas Consumer Resource for Education and Workforce Statistics

[Back](#)

Select a Major

Major

[Accounting and Computer Science](#)
[Accounting and Related Services](#)
[Advanced/Graduate Dentistry and Oral Sciences](#)
[Aerospace, Aeronautical and Astronautical Engineering](#)
[Agricultural Business and Management](#)
[Agricultural Engineering](#)

Select an Occupational Area

Occupational Area

[Architecture and Engineering Occupations](#)
[Arts, Design, Entertainment, Sports, and Media Occupations](#)
[Building and Grounds Cleaning and Maintenance Occupations](#)
[Business and Financial Operations Occupations](#)
[Community and Social Service Occupations](#)
[Computer and Mathematical Occupations](#)

Select an Institution Tier

Tier

[State](#)
[2-year](#)
[4-year](#)

Select an Occupation: Business and Financial Operations Occupations

Occupation

[Accountants and Auditors](#)
[Agents and Business Managers of Artists, Performers, and Athletes](#)
[Appraisers and Assessors of Real Estate](#)
[Budget Analysts](#)
[Business Operations Specialists, All Other](#)

Select a Major: Business and Financial Operations Occupations ,
Occupation: Accountants and Auditors

Major

[Accounting and Computer Science](#)
[Accounting and Related Services](#)
[Criminal Justice and Corrections](#)
[Taxation](#)





CREWS

Texas Consumer Resource for Education and Workforce Statistics

Year: 2002
Major: Accounting and Related Services



Back

CIP Title: Accounting and Related Services.

Definition

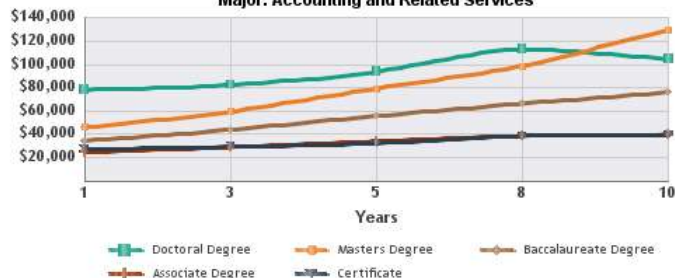
A program that prepares individuals to practice the profession of accounting and to perform related business functions. Includes instruction in accounting principles and theory, financial accounting, managerial accounting, cost accounting, budget control, tax accounting, legal aspects of accounting, auditing, reporting procedures, statement analysis, planning and consulting, business

Accounting and Related Services.

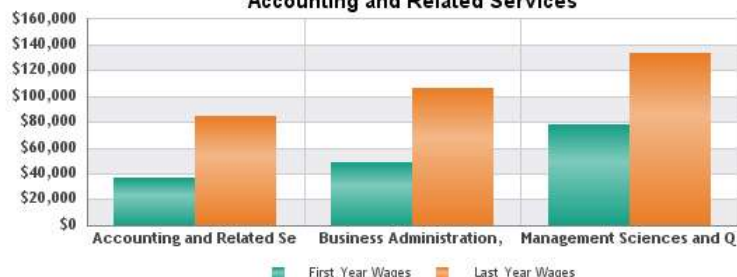
Occupation

Accountants and Auditors
Billing and Posting Clerks and Machine Operators
Bookkeeping, Accounting, and Auditing Clerks
Brokerage Clerks
Budget Analysts

Average Earnings by Degree Level
Major: Accounting and Related Services



Compare Average Earnings with other Majors
Accounting and Related Services



Output in Excel

Institution	SAT	Avg Tuition and Fees	# of Grads	Time to Degree (Years)	% Completers Submitting SAT Scores	Mean SAT Score	% Completers with Loans	Avg Loan	Avg Year 1 Wages	Avg Year 3 Wages	Avg Year 5 Wages	Avg Year 8 Wages	Avg Year 10 Wages	Loan/1st Year Wage Ratio
Degree Level: Total														
Statewide Summary for Community, Technical, and State Colleges	329	4.57	23%	\$15,428	\$25,344	\$29,040	\$33,333	\$38,533	\$39,500	0.96:1
Statewide Summary for Universities	2,416	5.70	8%	1,081	51%	\$22,006	\$37,736	\$48,235	\$62,194	\$75,128	\$90,641	0.81:1
State	2,745	5.54	7%	1,081	48%	\$21,630	\$36,342	\$46,046	\$58,783	\$70,942	\$84,476	0.81:1
Alamo Community College - St. Philips College	9	4.55	22%	\$11,886	\$22,934	\$29,803	\$37,195	\$41,464	\$42,094	0.36:1
Angelo State University	39	5.24	13%	1,070	56%	\$19,027	\$33,625	\$41,582	\$56,996	\$72,383	\$94,321	0.73:1
Austin Community College	7	7.95	43%	\$8,098	\$35,534	\$35,777	\$42,235	\$41,245	\$46,250	0.28:1
Brookhaven College	13	4.36	15%	\$7,713	\$31,907	\$34,018	\$39,530	\$41,602	\$47,043	0.19:1
Cedar Valley College	8	5.77	13%	\$108,085	\$28,916	\$28,572	\$32,614	\$42,941	\$36,940	2.57:1
Coastal Bend College	6	6.20	0%	..	\$18,222	\$21,409	\$22,175	\$33,444	\$36,921	N/A



CREWS

Texas Consumer Resource for Education and Workforce Statistics

Year: 2002
Major: Accounting and Related Services



Back

CIP Title: Accounting and Related Services.

Definition

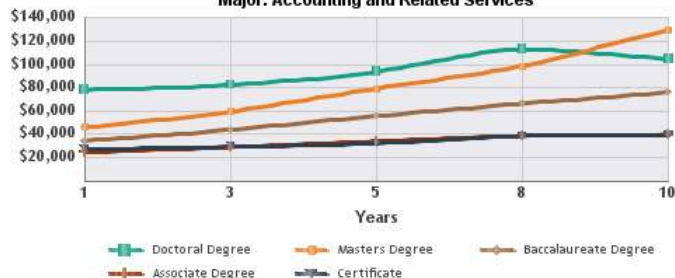
A program that prepares individuals to practice the profession of accounting and to perform related business functions. Includes instruction in accounting principles and theory, financial accounting, managerial accounting, cost accounting, budget control, tax accounting, legal aspects of accounting, auditing, reporting procedures, statement analysis, planning and consulting, business

Accounting and Related Services.

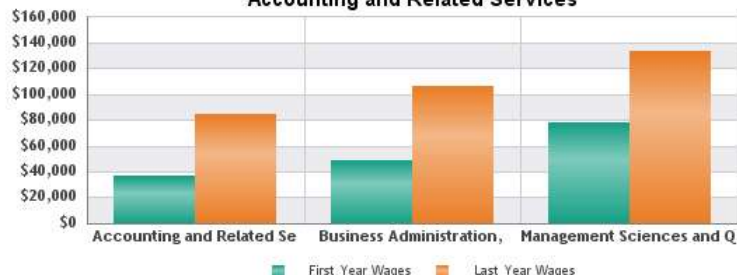
Occupation

Accountants and Auditors
Billing and Posting Clerks and Machine Operators
Bookkeeping, Accounting, and Auditing Clerks
Brokerage Clerks
Budget Analysts

Average Earnings by Degree Level
Major: Accounting and Related Services



Compare Average Earnings with other Majors
Accounting and Related Services



Output in Excel

Institution	SAT	Avg Tuition and Fees	# of Grads	Time to Degree (Years)	% Completers Submitting SAT Scores	Mean SAT Score	% Completers with Loans	Avg Loan	Avg Year 1 Wages	Avg Year 3 Wages	Avg Year 5 Wages	Avg Year 8 Wages	Avg Year 10 Wages	Loan/1st Year Wage Ratio
Degree Level: Total														
Statewide Summary for Community, Technical, and State Colleges	329	4.57	23%	\$15,428	\$25,344	\$29,040	\$33,333	\$38,533	\$39,500	0.96:1
Statewide Summary for Universities	2,416	5.70	8%	1,081	51%	\$22,006	\$37,736	\$48,235	\$62,194	\$75,128	\$90,641	0.81:1
State	2,745	5.54	7%	1,081	48%	\$21,630	\$36,342	\$46,046	\$58,783	\$70,942	\$84,476	0.81:1
Alamo Community College - St. Philips College	9	4.55	22%	\$11,886	\$22,934	\$29,803	\$37,195	\$41,464	\$42,094	0.36:1
Angelo State University	39	5.24	13%	1,070	56%	\$19,027	\$33,625	\$41,582	\$56,996	\$72,383	\$94,321	0.73:1
Austin Community College	7	7.95	43%	\$8,098	\$35,534	\$35,777	\$42,235	\$41,245	\$46,250	0.28:1
Brookhaven College	13	4.36	15%	\$7,713	\$31,907	\$34,018	\$39,530	\$41,602	\$47,043	0.19:1
Cedar Valley College	8	5.77	13%	\$108,085	\$28,916	\$28,572	\$32,614	\$42,941	\$36,940	2.57:1
Coastal Bend College	6	6.20	0%	..	\$18,222	\$21,409	\$22,175	\$33,444	\$36,921	N/A



CREWS

Texas Consumer Resource for Education and Workforce Statistics

Year: 2002
Major: Accounting and Related Services



Back

CIP Title: Accounting and Related Services.

Definition

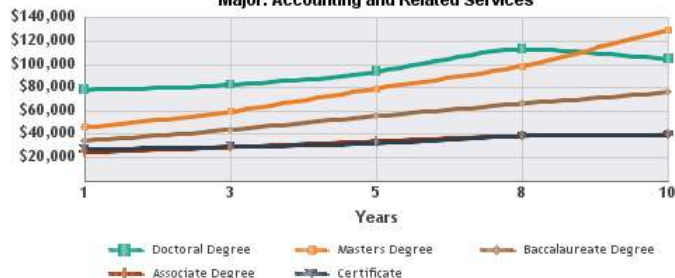
A program that prepares individuals to practice the profession of accounting and to perform related business functions. Includes instruction in accounting principles and theory, financial accounting, managerial accounting, cost accounting, budget control, tax accounting, legal aspects of accounting, auditing, reporting procedures, statement analysis, planning and consulting, business

Accounting and Related Services.

Occupation

Accountants and Auditors
Billing and Posting Clerks and Machine Operators
Bookkeeping, Accounting, and Auditing Clerks
Brokerage Clerks
Budget Analysts

Average Earnings by Degree Level
Major: Accounting and Related Services



Compare Average Earnings with other Majors
Accounting and Related Services



Output in Excel

Institution	SAT	Avg Tuition and Fees	# of Grads	Time to Degree (Years)	% Completers Submitting SAT Scores	Mean SAT Score	% Completers with Loans	Avg Loan	Avg Year 1 Wages	Avg Year 3 Wages	Avg Year 5 Wages	Avg Year 8 Wages	Avg Year 10 Wages	Loan/1st Year Wage Ratio
Degree Level: Total														
Statewide Summary for Community, Technical, and State Colleges	329	4.57	23%	\$15,428	\$25,344	\$29,040	\$33,333	\$38,533	\$39,500	0.96:1
Statewide Summary for Universities	2,416	5.70	8%	1,081	51%	\$22,006	\$37,736	\$48,235	\$62,194	\$75,128	\$90,641	0.81:1
State	2,745	5.54	7%	1,081	48%	\$21,630	\$36,342	\$46,046	\$58,783	\$70,942	\$84,476	0.81:1
Alamo Community College - St. Philips College	9	4.55	22%	\$11,886	\$22,934	\$29,803	\$37,195	\$41,464	\$42,094	0.36:1
Angelo State University	39	5.24	13%	1,070	56%	\$19,027	\$33,625	\$41,582	\$56,996	\$72,383	\$94,321	0.73:1
Austin Community College	7	7.95	43%	\$8,098	\$35,534	\$35,777	\$42,235	\$41,245	\$46,250	0.28:1
Brookhaven College	13	4.36	15%	\$7,713	\$31,907	\$34,018	\$39,530	\$41,602	\$47,043	0.19:1
Cedar Valley College	8	5.77	13%	\$108,085	\$28,916	\$28,572	\$32,614	\$42,941	\$36,940	2.57:1
Coastal Bend College	6	6.20	0%	..	\$18,222	\$21,409	\$22,175	\$33,444	\$36,921	N/A



CREWS

Texas Consumer Resource for Education and Workforce Statistics

Year: 2002
Major: Accounting and Related Services



Back

CIP Title: Accounting and Related Services.

Definition

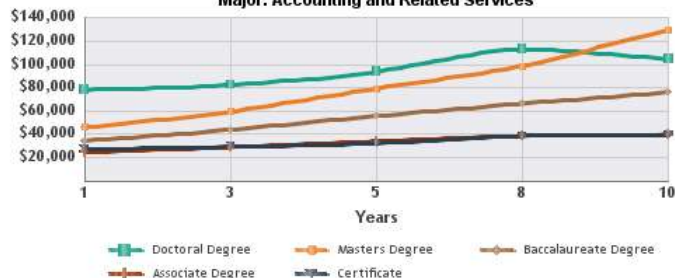
A program that prepares individuals to practice the profession of accounting and to perform related business functions. Includes instruction in accounting principles and theory, financial accounting, managerial accounting, cost accounting, budget control, tax accounting, legal aspects of accounting, auditing, reporting procedures, statement analysis, planning and consulting, business

Accounting and Related Services.

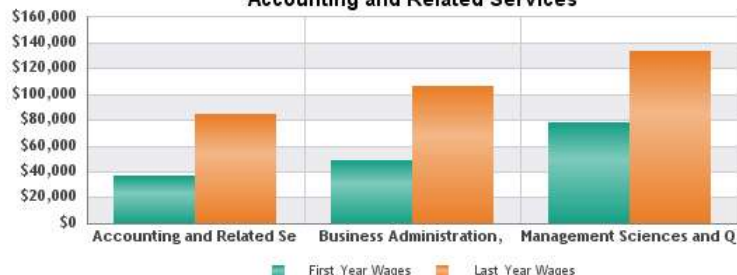
Occupation

Accountants and Auditors
Billing and Posting Clerks and Machine Operators
Bookkeeping, Accounting, and Auditing Clerks
Brokerage Clerks
Budget Analysts

Average Earnings by Degree Level
Major: Accounting and Related Services



Compare Average Earnings with other Majors
Accounting and Related Services



Output in Excel

Institution	SAT	Avg Tuition and Fees	# of Grads	Time to Degree (Years)	% Completers Submitting SAT Scores	Mean SAT Score	% Completers with Loans	Avg Loan	Avg Year 1 Wages	Avg Year 3 Wages	Avg Year 5 Wages	Avg Year 8 Wages	Avg Year 10 Wages	Loan/1st Year Wage Ratio
Degree Level: Total														
Statewide Summary for Community, Technical, and State Colleges	329	4.57	23%	\$15,428	\$25,344	\$29,040	\$33,333	\$38,533	\$39,500	0.96:1
Statewide Summary for Universities	2,416	5.70	8%	1,081	51%	\$22,006	\$37,736	\$48,235	\$62,194	\$75,128	\$90,641	0.81:1
State	2,745	5.54	7%	1,081	48%	\$21,630	\$36,342	\$46,046	\$58,783	\$70,942	\$84,476	0.81:1
Alamo Community College - St. Philips College	9	4.55	22%	\$11,886	\$22,934	\$29,803	\$37,195	\$41,464	\$42,094	0.36:1
Angelo State University	39	5.24	13%	1,070	56%	\$19,027	\$33,625	\$41,582	\$56,996	\$72,383	\$94,321	0.73:1
Austin Community College	7	7.95	43%	\$8,098	\$35,534	\$35,777	\$42,235	\$41,245	\$46,250	0.28:1
Brookhaven College	13	4.36	15%	\$7,713	\$31,907	\$34,018	\$39,530	\$41,602	\$47,043	0.19:1
Cedar Valley College	8	5.77	13%	\$108,085	\$28,916	\$28,572	\$32,614	\$42,941	\$36,940	2.57:1
Coastal Bend College	6	6.20	0%	..	\$18,222	\$21,409	\$22,175	\$33,444	\$36,921	N/A



Texas CARES

DESCRIPTION

TRAINING

KNOWLEDGE, SKILLS & ABILITIES

TASKS

WORK VALUES

LABOR MARKET

13-2011.00 Accountants and Auditors

Job Description

Examine, analyze, and interpret accounting records to prepare financial statements, give advice, or audit and evaluate statements prepared by others. Install or advise on systems of recording costs or other financial and budgetary data.

Significant Points

Most jobs require at least a bachelor's degree in accounting or a related field.

* Job opportunities should be favorable; those who have earned professional recognition through certification or licensure, especially a CPA, should enjoy the best prospects.

* Much faster than average employment growth will result from an increase in the number of businesses, changing financial laws and regulations, and greater scrutiny of company finances.
(Accountants and Auditors)

[KSA Details](#)[DWA Details](#)[Tools & Tech](#)[View Video](#)[Regional Info](#)[TX Openings](#)

Occupation Information

TIPS





CREWS

Texas Consumer Resource for Education and Workforce Statistics

Year: 2002
Major: Accounting and Related Services



Back

CIP Title: Accounting and Related Services.

Definition

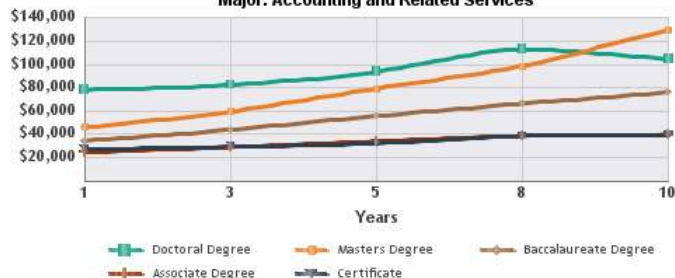
A program that prepares individuals to practice the profession of accounting and to perform related business functions. Includes instruction in accounting principles and theory, financial accounting, managerial accounting, cost accounting, budget control, tax accounting, legal aspects of accounting, auditing, reporting procedures, statement analysis, planning and consulting, business

Accounting and Related Services.

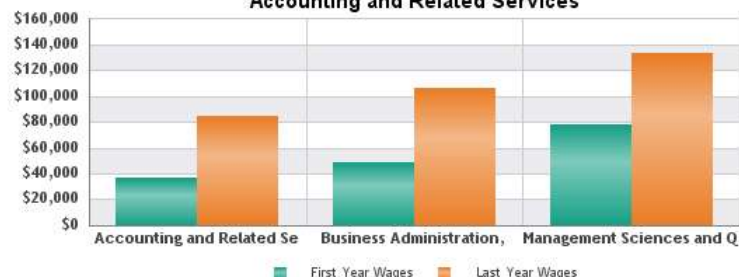
Occupation

Accountants and Auditors
Billing and Posting Clerks and Machine Operators
Bookkeeping, Accounting, and Auditing Clerks
Brokerage Clerks
Budget Analysts

Average Earnings by Degree Level
Major: Accounting and Related Services



Compare Average Earnings with other Majors
Accounting and Related Services



Output in Excel

Institution	SAT	Avg Tuition and Fees	# of Grads	Time to Degree (Years)	% Completers Submitting SAT Scores	Mean SAT Score	% Completers with Loans	Avg Loan	Avg Year 1 Wages	Avg Year 3 Wages	Avg Year 5 Wages	Avg Year 8 Wages	Avg Year 10 Wages	Loan/1st Year Wage Ratio
Degree Level: Total														
Statewide Summary for Community, Technical, and State Colleges	329	4.57	23%	\$15,428	\$25,344	\$29,040	\$33,333	\$38,533	\$39,500	0.96:1
Statewide Summary for Universities	2,416	5.70	8%	1,081	51%	\$22,006	\$37,736	\$48,235	\$62,194	\$75,128	\$90,641	0.81:1
State	2,745	5.54	7%	1,081	48%	\$21,630	\$36,342	\$46,046	\$58,783	\$70,942	\$84,476	0.81:1
Alamo Community College - St. Philips College	9	4.55	22%	\$11,886	\$22,934	\$29,803	\$37,195	\$41,464	\$42,094	0.36:1
Angelo State University	39	5.24	13%	1,070	56%	\$19,027	\$33,625	\$41,582	\$56,996	\$72,383	\$94,321	0.73:1
Austin Community College	7	7.95	43%	\$8,098	\$35,534	\$35,777	\$42,235	\$41,245	\$46,250	0.28:1
Brookhaven College	13	4.36	15%	\$7,713	\$31,907	\$34,018	\$39,530	\$41,602	\$47,043	0.19:1
Cedar Valley College	8	5.77	13%	\$108,085	\$28,916	\$28,572	\$32,614	\$42,941	\$36,940	2.57:1
Coastal Bend College	6	6.20	0%	..	\$18,222	\$21,409	\$22,175	\$33,444	\$36,921	N/A



CREWS

Texas Consumer Resource for Education and Workforce Statistics

Year

2011

Major

Accounting and Related Services



Back

CIP Title: Accounting and Related Services.

Definition

A program that prepares individuals to practice the profession of accounting and to perform related business functions. Includes instruction in accounting principles and theory, financial accounting, managerial accounting, cost accounting, budget control, tax accounting, legal aspects of accounting, auditing, reporting procedures, statement analysis, planning and executing business

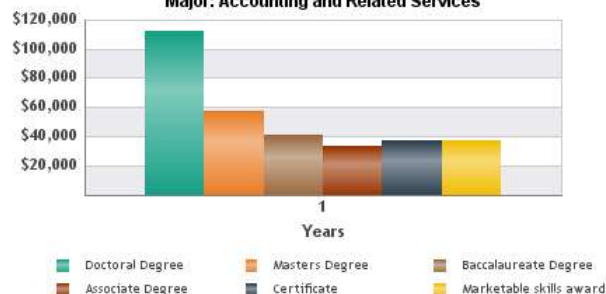
Accounting and Related Services.

Occupation

Accountants and Auditors
Billing and Posting Clerks and Machine Operators
Bookkeeping, Accounting, and Auditing Clerks
Brokerage Clerks
Budget Analysts

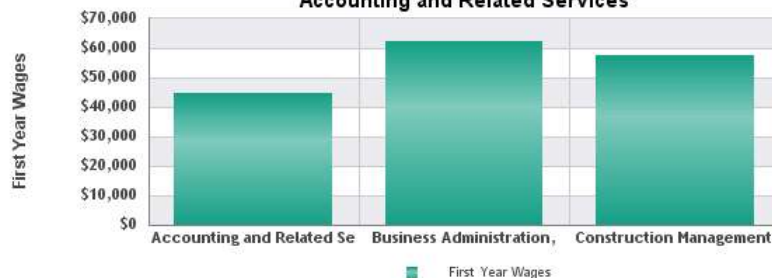
Average Earnings by Degree Level

Major: Accounting and Related Services



Compare Average Earnings with other Majors

Accounting and Related Services



Output in Excel

Institution	SAT	Avg Tuition and Fees	# of Grads	Time to Degree (Years)	% Completers Submitting SAT Scores	Mean SAT Score	% Completers with Loans	Avg Loan	Avg Year 1 Wages	Avg Year 3 Wages	Avg Year 5 Wages	Avg Year 8 Wages	Avg Year 10 Wages	Loan/1st Year Wage Ratio
Degree Level: Total														
Statewide Summary for Community, Technical, and State Colleges			720	4.65			33%	\$14,456	\$35,635					0.53:1
Statewide Summary for Universities			4,007	5.33	30%	1,048	59%	\$28,534	\$46,055					0.77:1
State			4,727	5.22	26%	1,048	55%	\$27,252	\$44,583					0.75:1
Alamo Community College - San Antonio College			7	3.78			43%	\$29,193	\$28,963					1.12:1
Alamo Community College - St. Philips College			18	5.11			44%	\$12,423	\$32,733					0.56:1
Angelina College			5	5.29			0%		\$25,777					N/A
Angelo State University			29	5.26	38%	989	45%	\$30,969	\$40,292					0.84:1
Austin Community College			103	5.45			39%	\$18,956	\$42,169					0.48:1
Blinn College			9	4.80			44%	\$7,263	\$20,427					0.59:1



CREWS

Texas Consumer Resource for Education and Workforce Statistics

Year: 2002
Major: Accounting and Related Services



Back

CIP Title: Accounting and Related Services.

Definition

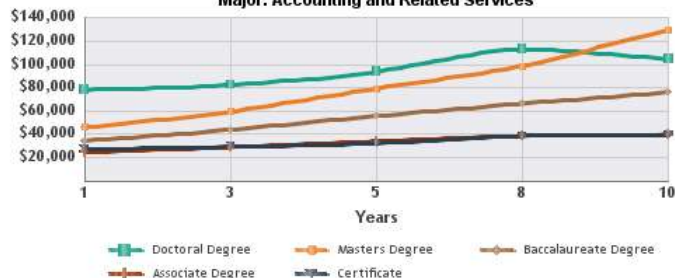
A program that prepares individuals to practice the profession of accounting and to perform related business functions. Includes instruction in accounting principles and theory, financial accounting, managerial accounting, cost accounting, budget control, tax accounting, legal aspects of accounting, auditing, reporting procedures, statement analysis, planning and consulting, business

Accounting and Related Services.

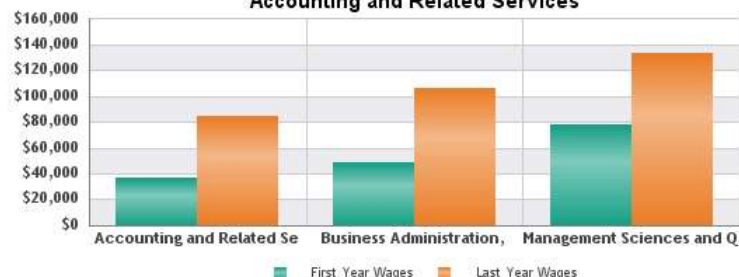
Occupation

Accountants and Auditors
Billing and Posting Clerks and Machine Operators
Bookkeeping, Accounting, and Auditing Clerks
Brokerage Clerks
Budget Analysts

Average Earnings by Degree Level
Major: Accounting and Related Services



Compare Average Earnings with other Majors
Accounting and Related Services



Output in Excel

Institution	SAT	Avg Tuition and Fees	# of Grads	Time to Degree (Years)	% Completers Submitting SAT Scores	Mean SAT Score	% Completers with Loans	Avg Loan	Avg Year 1 Wages	Avg Year 3 Wages	Avg Year 5 Wages	Avg Year 8 Wages	Avg Year 10 Wages	Loan/1st Year Wage Ratio
Degree Level: Total														
Statewide Summary for Community, Technical, and State Colleges			329	4.57			23%	\$15,428	\$25,344	\$29,040	\$33,333	\$38,533	\$39,500	0.96:1
Statewide Summary for Universities			2,416	5.70	8%	1,081	51%	\$22,006	\$37,736	\$48,235	\$62,194	\$75,128	\$90,641	0.81:1
State			2,745	5.54	7%	1,081	48%	\$21,630	\$36,342	\$46,046	\$58,783	\$70,942	\$84,476	0.81:1
Alamo Community College - St. Philips College			9	4.55			22%	\$11,886	\$22,934	\$29,803	\$37,195	\$41,464	\$42,094	0.36:1
Angelo State University			39	5.24	13%	1,070	56%	\$19,027	\$33,625	\$41,582	\$56,996	\$72,383	\$94,321	0.73:1
Austin Community College			7	7.95			43%	\$8,098	\$35,534	\$35,777	\$42,235	\$41,245	\$46,250	0.28:1
Brookhaven College			13	4.36			15%	\$7,713	\$31,907	\$34,018	\$39,530	\$41,602	\$47,043	0.19:1
Cedar Valley College			8	5.77			13%	\$108,085	\$28,916	\$28,572	\$32,614	\$42,941	\$36,940	2.57:1
Coastal Bend College			6	6.20			0%		\$18,222	\$21,409	\$22,175	\$33,444	\$36,921	N/A



CREWS

Texas Consumer Resource for Education and Workforce Statistics

Institution

Angelo State University

Degree Level

Total

Year

2002

Major

Accounting and Related Services



Back

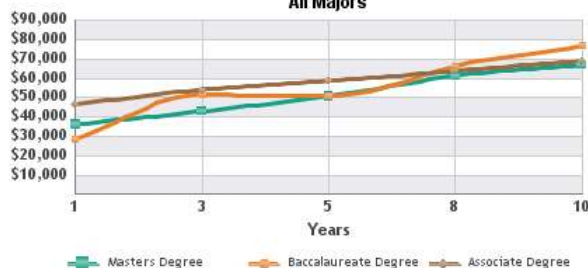
School Profile Angelo State University General Information

Type of Institution	4-year
Address	San Angelo, TX
Average Tuition Fees (Undergraduate)	\$3,084
Number of Graduates	1,032
Mean SAT Score (Undergraduate)	1,050
Time to Degree (Undergraduate)	5.24
Average Loan Amount	\$24,371
Average First Year Earnings	\$30,104
Loan/1st Year Wage Ratio	1.12:1
Percent of Completers with Loans	60%
TX Unemployment Rate	6%

For more information on graduates' placement immediately after graduation [click here](#)

Average Earnings by Degree Level

All Majors



Three Most Popular Programs

Total



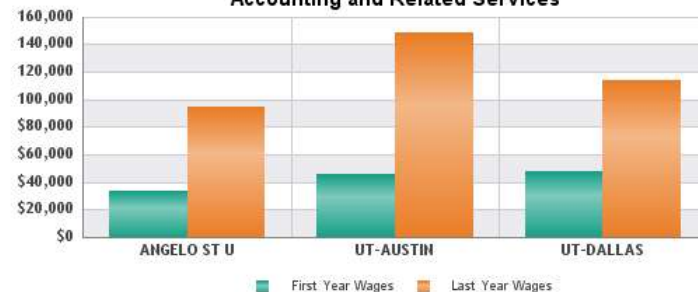
Average Earnings by Degree Level

Accounting and Related Services



Comparison of Average Earnings with Other Institutions

Accounting and Related Services



[Output in Excel](#)

Program	# of Grads	% Completers with Loans	Avg Loan	Avg Year 1 Wages	Avg Year 3 Wages	Avg Year 5 Wages	Avg Year 8 Wages	Avg Year 10 Wages	Loan/1st Year Wage Ratio
Degree Level: Total									
Accounting and Related Services	39	56%	\$19,027	\$33,625	\$41,582	\$56,996	\$72,383	\$94,321	0.73:1
Animal Sciences	38	42%	\$24,898	\$24,803	\$33,665	\$41,727	\$51,271	\$58,825	2.41:1
Biochemistry, Biophysics and Molecular Biology	5	80%	\$76,084	\$22,174	\$34,122	\$43,501	\$35,518	\$66,607	2.58:1
Biology, General	33	70%	\$51,235	\$16,092	\$24,698	\$36,647	\$66,569	\$101,448	3.11:1
Business Administration, Management and Operations	99	49%	\$19,211	\$28,027	\$38,461	\$48,419	\$61,279	\$67,134	0.88:1
Chemistry	7	71%	\$47,838	\$33,194	\$36,636	\$67,635	\$67,429	\$52,131	0.84:1
Communication and Media Studies	59	53%	\$18,048	\$24,259	\$29,894	\$42,571	\$50,696	\$60,748	1.04:1



CREWS

Texas Consumer Resource for Education and Workforce Statistics

Institution

Angelo State University

Degree Level

Total

Year

2002

Major

Accounting and Related Services



Back

School Profile

Angelo State University

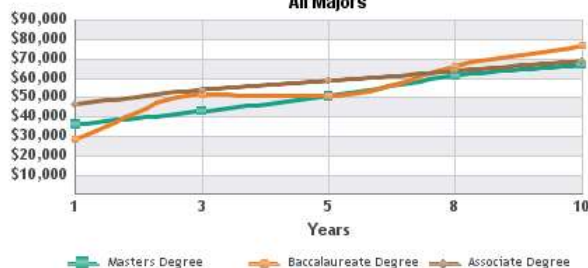
General Information

Type of Institution	4-year
Address	San Angelo, TX
Average Tuition Fees (Undergraduate)	\$3,084
Number of Graduates	1,032
Mean SAT Score (Undergraduate)	1,050
Time to Degree (Undergraduate)	5.24
Average Loan Amount	\$24,371
Average First Year Earnings	\$30,104
Loan/1st Year Wage Ratio	1.12:1
Percent of Completers with Loans	60%
TX Unemployment Rate	6%

For more information on graduates' placement immediately after graduation [click here](#)

Average Earnings by Degree Level

All Majors



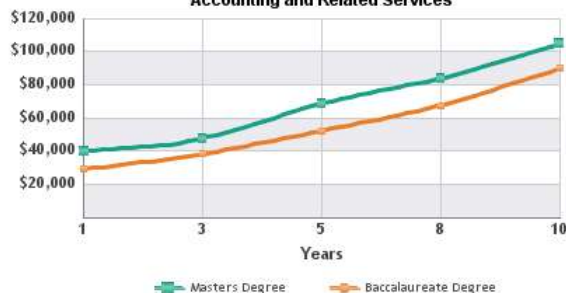
Three Most Popular Programs

Total



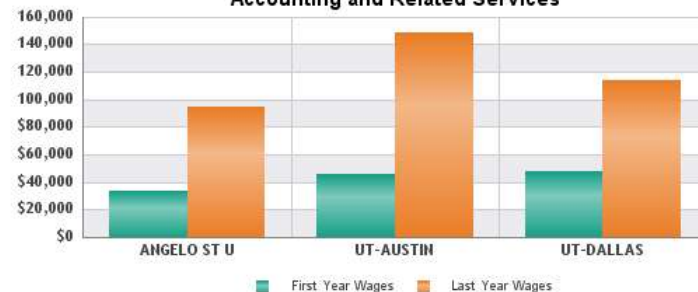
Average Earnings by Degree Level

Accounting and Related Services



Comparison of Average Earnings with Other Institutions

Accounting and Related Services



[Output in Excel](#)

Program	# of Grads	% Completers with Loans	Avg Loan	Avg Year 1 Wages	Avg Year 3 Wages	Avg Year 5 Wages	Avg Year 8 Wages	Avg Year 10 Wages	Loan/1st Year Wage Ratio
Degree Level: Total									
Accounting and Related Services	39	56%	\$19,027	\$33,625	\$41,582	\$56,996	\$72,383	\$94,321	0.73:1
Animal Sciences	38	42%	\$24,898	\$24,803	\$33,665	\$41,727	\$51,271	\$58,825	2.41:1
Biochemistry, Biophysics and Molecular Biology	5	80%	\$76,084	\$22,174	\$34,122	\$43,501	\$35,518	\$66,607	2.58:1
Biology, General	33	70%	\$51,235	\$16,092	\$24,698	\$36,647	\$66,569	\$101,448	3.11:1
Business Administration, Management and Operations	99	49%	\$19,211	\$28,027	\$38,461	\$48,419	\$61,279	\$67,134	0.88:1
Chemistry	7	71%	\$47,838	\$33,194	\$36,636	\$67,635	\$67,429	\$52,131	0.84:1
Communication and Media Studies	59	53%	\$18,048	\$24,259	\$29,894	\$42,571	\$50,696	\$60,748	1.04:1

T ★ E ★ X ★ A ★ S

HIGHER EDUCATION DATA

Search

GO

[Overview \(Quick Links\)](#) | [External Data Resources](#) | [Online Applications](#) | [Higher Education Topics](#) | [High School to College \(P-16\)](#) | [Reporting to THECB](#) | [A-Z Index](#)
Policymakers[Accountability, almanac, financials...](#)**Parents, Students & K-12 Educators**[Online Resume, H.S. to college stats...](#)**Media**[Overview, Almanac, Press Releases...](#)**Institutions and Researchers**[Reporting data, statistics...](#)**Career and Workforce Educators**[Perkins, WECM, Workforce Topics...](#)**Latest News**

11/07/2013 [Preliminary Fall 2013 Texas Higher Ed Enrollment Data](#)

11/01/2013 [FY 2012 University Timely Graduation Report](#)

10/08/2013 [Top 10% Annual Report Updated](#)

09/18/2013 [Economic Success Metrics Webcast](#)

09/18/2013 [HS Grads Enrolled in Higher Ed Updated](#)

Gainful Employment - Placement Rate

On October 29, 2010, the Department of Education published regulations that required institutions of higher education to publish information regarding students enrolled in Title IV eligible programs leading to gainful employment. The information disclosed include list of occupations that the program prepares students to enter, on-time graduation rate for students completing the program, tuition and fees, cost of books and supplies, median loan debt incurred by students who completed the program, and job placement rate for students completing the program. The new regulations require institutions to notify the Department of Education if they wish to add any new gainful employment program. Click here for [Gainful Employment Definitions](#). For more information please visit [Gainful Employment Information](#).

Select a Report Type:

Gainful Employment - Public Community, State and Technical Colleges

Gainful Employment - Public Community, State and Technical Colleges

Select Filters

Cont Educ

no

Year:

2012

Institution:

ALL

Alamo Community College - Northeast Lakeview Colle
Alamo Community College - Northwest Vista College
Alamo Community College - Palo Alto College
Alamo Community College - San Antonio College
Alamo Community College - St. Philips College
Alvin Community College
Amarillo College
Angelina College
Austin Community College

Report Output



Excel



Active Report

Select Filters

Major:

ALL

52030100 -Accounting
52030200 -Accounting Technology/Technician and Bookkeeper
52030500 -Accounting and Business/Management
52040100 -Administrative Assistant and Secretarial Science,
19070200 -Adult Development and Aging
09090300 -Advertising
14020100 -Aerospace, Aeronautical and Astronautical/Space
12040900 -Aesthetician/Esthetician and Skin Care Specialist
01010600 -Agricultural Business Technology
01010100 -Agricultural Business and Management, General

Award:

ALL

Advanced Technology Certificate
Associate
Bachelor's
Certificate
Enhanced Skills Certificate
Marketable Skills Achievement Certificat

Run Request

T ★ E ★ X ★ A ★ S
HIGHER EDUCATION DATA [Overview \(Quick Links\)](#) | [External Data Resources](#) | [Online Applications](#) | [Higher Education Topics](#) | [High School to College \(P-16\)](#) | [Reporting to THECB](#) | [A-Z Index](#)**Policymakers**[Accountability, almanac, financials...](#)**Parents, Students & K-12 Educators**[Online Resume, H.S. to college stats...](#)**Media**[Overview, Almanac, Press Releases...](#)**Institutions and Researchers**[Reporting data, statistics...](#)**Career and Workforce Educators**[Perkins, WECM, Workforce Topics...](#)**Latest News**

- 11/07/2013 [Preliminary Fall 2013 Texas Higher Ed Enrollment Data](#)
- 11/01/2013 [FY 2012 University Timely Graduation Report](#)
- 10/08/2013 [Top 10% Annual Report Updated](#)
- 09/18/2013 [Economic Success Metrics Webcast](#)
- 09/18/2013 [HS Grads Enrolled in Higher Ed Updated](#)

Gainful Employment - Placement Rate

On October 29, 2010, the Department of Education published regulations that required institutions of higher education to publish information regarding students enrolled in Title IV eligible programs leading to gainful employment. The information disclosed include list of occupations that the program prepares students to enter, on-time graduation rate for students completing the program, tuition and fees, cost of books and supplies, median loan debt incurred by students who completed the program, and job placement rate for students completing the program. The new regulations require institutions to notify the Department of Education if they wish to add any new gainful employment program. Click here for [Gainful Employment Definitions](#). For more information please visit [Gainful Employment Information](#).

Select a Report Type:

Gainful Employment - Public Universities

Select Filter

Year:

- 2011
- 2012
- 2011**
- 2010
- 2009

Institution:

- ALL
- Angelo State University**
- Baylor College of Medicine
- Lamar University
- Midwestern State University
- Prairie View A&M University
- Sam Houston State University
- Statewide
- Stephen F. Austin State University
- Sul Ross State University

Select Output

☐ Excel☒ Active Report

Select Filter

Major:

- 51380100 -Registered Nursing/Registered Nurse
- 51380500 -Family Practice Nurse/Nursing
- 51381300 -Clinical Nurse Specialist
- 51381700 -Nursing Education
- 52020100 -Business Administration and Management, General
- 52030100 -Accounting**
- 52080100 -Finance, General
- 52110100 -International Business/Trade/Commerce
- 52120100 -Management Information Systems, General
- 52140100 -Marketing/Marketing Management, General
- 52150100 -Real Estate

Award:

- ALL**
- Bachelor's
- Master's



CREWS

Texas Consumer Resource for Education and Workforce Statistics

Institution
Angelo State University

Degree Level
Total

Year
2002

Major
Accounting and Related Services



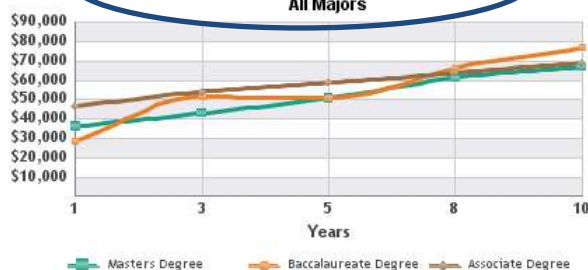
Back

School Profile Angelo State University General Information

Type of Institution	4-year
Address	San Angelo, TX
Average Tuition Fees (Undergraduate)	\$3,084
Number of Graduates	1,032
Mean SAT Score (Undergraduate)	1,050
Time to Degree (Undergraduate)	5.24
Average Loan Amount	\$24,371
Average First Year Earnings	\$30,104
Loan/1st Year Wage Ratio	1.12:1
Percent of Completers with Loans	60%
TX Unemployment Rate	6%

For more information on graduates' placement immediately after graduation [click here](#)

Average Earnings by Degree Level
All Majors



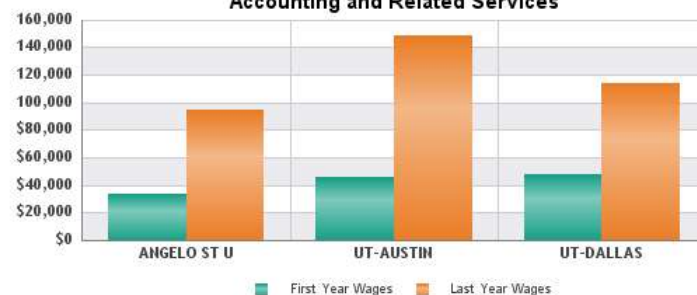
Three Most Popular Programs
Total



Average Earnings by Degree Level
Accounting and Related Services



Comparison of Average Earnings with Other Institutions
Accounting and Related Services



[Output in Excel](#)

Program	# of Grads	% Completers with Loans	Avg Loan	Avg Year 1 Wages	Avg Year 3 Wages	Avg Year 5 Wages	Avg Year 8 Wages	Avg Year 10 Wages	Loan/1st Year Wage Ratio
Degree Level: Total									
Accounting and Related Services	39	56%	\$19,027	\$33,625	\$41,582	\$56,996	\$72,383	\$94,321	0.73:1
Animal Sciences	38	42%	\$24,898	\$24,803	\$33,665	\$41,727	\$51,271	\$58,825	2.41:1
Biochemistry, Biophysics and Molecular Biology	5	80%	\$76,084	\$22,174	\$34,122	\$43,501	\$35,518	\$66,607	2.58:1
Biology, General	33	70%	\$51,235	\$16,092	\$24,698	\$36,647	\$66,569	\$101,448	3.11:1
Business Administration, Management and Operations	99	49%	\$19,211	\$28,027	\$38,461	\$48,419	\$61,279	\$67,134	0.88:1
Chemistry	7	71%	\$47,838	\$33,194	\$36,636	\$67,635	\$67,429	\$52,131	0.84:1
Communication and Media Studies	59	53%	\$18,048	\$24,259	\$29,894	\$42,571	\$50,696	\$60,748	1.04:1



CREWS

Texas Consumer Resource for Education and Workforce Statistics

Institution
Angelo State University

Degree Level
Total

Year
2002

Major
Accounting and Related Services



Back

School Profile

Angelo State University

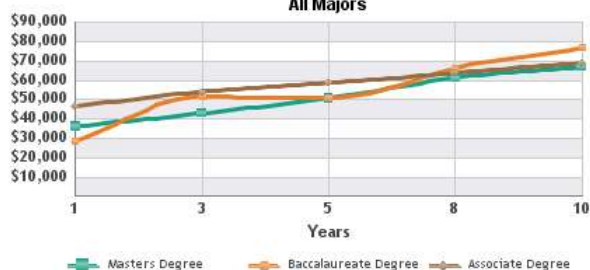
General Information

Type of Institution	4-year
Address	San Angelo, TX
Average Tuition Fees (Undergraduate)	\$3,084
Number of Graduates	1,032
Mean SAT Score (Undergraduate)	1,050
Time to Degree (Undergraduate)	5.24
Average Loan Amount	\$24,371
Average First Year Earnings	\$30,104
Loan/1st Year Wage Ratio	1.12:1
Percent of Completers with Loans	60%
TX Unemployment Rate	6%

For more information on graduates' placement immediately after graduation [click here](#)

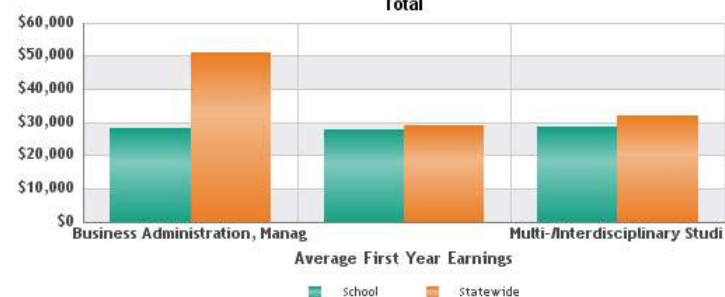
Average Earnings by Degree Level

All Majors



Three Most Popular Programs

Total



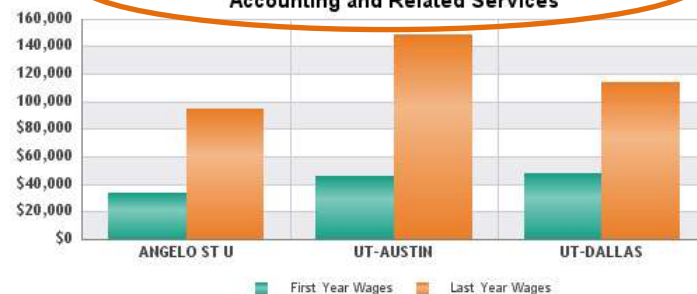
Average Earnings by Degree Level

Accounting and Related Services



Comparison of Average Earnings with Other Institutions

Accounting and Related Services



[Output in Excel](#)

Program	# of Grads	% Completers with Loans	Avg Loan	Avg Year 1 Wages	Avg Year 3 Wages	Avg Year 5 Wages	Avg Year 8 Wages	Avg Year 10 Wages	Loan/1st Year Wage Ratio
Degree Level: Total									
Accounting and Related Services	39	56%	\$19,027	\$33,625	\$41,582	\$56,996	\$72,383	\$94,321	0.73:1
Animal Sciences	38	42%	\$24,898	\$24,803	\$33,665	\$41,727	\$51,271	\$58,825	2.41:1
Biochemistry, Biophysics and Molecular Biology	5	80%	\$76,084	\$22,174	\$34,122	\$43,501	\$35,518	\$66,607	2.58:1
Biology, General	33	70%	\$51,235	\$16,092	\$24,698	\$36,647	\$66,569	\$101,448	3.11:1
Business Administration, Management and Operations	99	49%	\$19,211	\$28,027	\$38,461	\$48,419	\$61,279	\$67,134	0.88:1
Chemistry	7	71%	\$47,838	\$33,194	\$36,636	\$67,635	\$67,429	\$52,131	0.84:1
Communication and Media Studies	59	53%	\$18,048	\$24,259	\$29,894	\$42,571	\$50,696	\$60,748	1.04:1



CREWS

Texas Consumer Resource for Education and Workforce Statistics

Institution	Degree Level	Year	Major	Back
Angelo State University	Baccalaureate Degree	2002	Accounting and Related Services	

School Profile

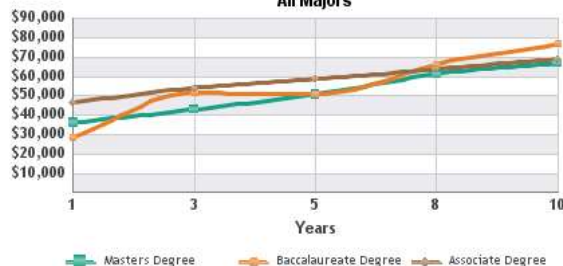
Angelo State University

General Information

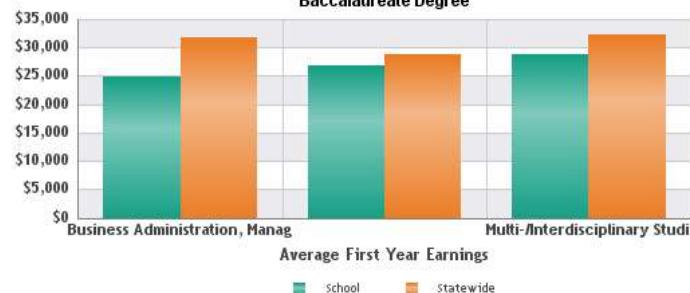
Type of Institution	4-year
Address	San Angelo, TX
Average Tuition Fees (Undergraduate)	\$3,084
Number of Graduates	1,032
Mean SAT Score (Undergraduate)	1,050
Time to Degree (Undergraduate)	5.24
Average Loan Amount	\$24,371
Average First Year Earnings	\$30,104
Loan/1st Year Wage Ratio	1.12:1
Percent of Completers with Loans	60%
TX Unemployment Rate	6%

For more information on graduates' placement immediately after graduation [click here](#)

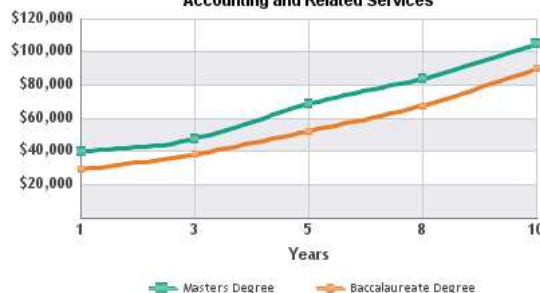
Average Earnings by Degree Level
All Majors



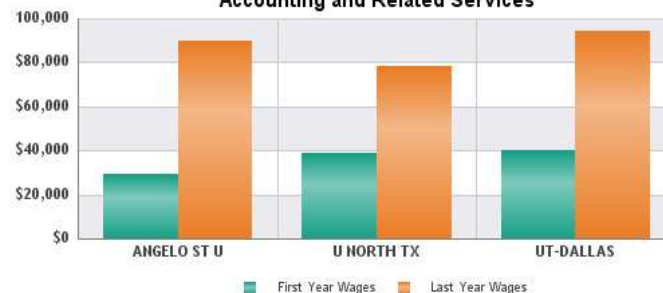
Three Most Popular Programs
Baccalaureate Degree



Average Earnings by Degree Level
Accounting and Related Services



Comparison of Average Earnings with Other Institutions
Accounting and Related Services



[Output in Excel](#)

Program	SAT	Avg Tuition and Fees	# of Grads	Time to Degree (Years)	% Completers Submitting SAT Scores	Mean SAT Score	% Completers with Loans	Avg Loan	Avg Year 1 Wages	Avg Year 3 Wages	Avg Year 5 Wages	Avg Year 8 Wages	Avg Year 10 Wages	Loan/1st Year Wage Ratio
Degree Level: Baccalaureate Degree														
Accounting and Related Services	Unknown	\$3,084	26	5.24	19%	1,070	69%	\$20,776	\$29,077	\$38,361	\$52,314	\$67,778	\$89,877	0.87:1
Animal Sciences	Unknown	\$3,084	21	5.68	0%	..	67%	\$21,958	\$28,012	\$37,299	\$46,079	\$52,460	\$62,158	0.98:1
Biochemistry, Biophysics and Molecular Biology	Unknown	\$3,084	28	4.60	32%	974	46%	\$28,442	\$24,598	\$36,234	\$41,310	\$52,573	\$58,222	2.58:1
Biology, General	Unknown	\$3,084	19	5.02	0%	..	53%	\$31,234	\$26,234	\$40,836	\$43,928	\$51,571	\$54,785	2.89:1
Business Administration, Management and Operations	Unknown	\$3,084	5	4.77	60%	1,190	80%	\$76,084	\$22,174	\$34,122	\$43,501	\$35,518	\$66,607	2.58:1
	Unknown	\$3,084	31	5.09	23%	1,206	68%	\$50,655	\$16,092	\$24,698	\$37,309	\$65,033	\$101,730	3.11:1
	Unknown	\$3,084	24	5.36	0%	..	67%	\$38,992	\$16,092	\$26,159	\$36,688	\$47,262	\$102,578	3.11:1
	Unknown	\$3,084	84	5.33	14%	950	55%	\$19,725	\$24,895	\$35,747	\$44,993	\$58,385	\$65,056	0.92:1
	800-999	\$3,084	6	4.23	100%	895	50%	\$35,071	\$28,398	\$33,179	\$37,624	\$57,460	\$82,896	1.44:1
	Unknown	\$3,084	72	5.57	0%	..	58%	\$16,045	\$24,156	\$37,055	\$45,235	\$59,905	\$65,631	0.87:1

[Back](#)

Select a Major

Select an Occupational Area

Select an Institution Tier

Select a Major

Major

[Accounting and Computer Science](#)
[Accounting and Related Services](#)
[Advanced/Graduate Dentistry and Oral Sciences](#)
[Aerospace, Aeronautical and Astronautical Engineering](#)
[Agricultural Business and Management](#)
[Agricultural Engineering](#)

Select an Occupational Area

Occupational Area

[Architecture and Engineering Occupations](#)
[Arts, Design, Entertainment, Sports, and Media Occupations](#)
[Building and Grounds Cleaning and Maintenance Occupations](#)
[Business and Financial Operations Occupations](#)
[Community and Social Service Occupations](#)
[Computer and Mathematical Occupations](#)

Select an Institution Tier

Tier

[State](#)
[2-year](#)
[4-year](#)

Select an Institution

Institution

[Statewide Summary for Health Schools \(Academic\)](#)
[Statewide Summary for Universities](#)
[Angelo State University](#)
[Baylor College of Medicine](#)
[Lamar University](#)
[Midwestern State University](#)
[Prairie View A&M University](#)
[Sam Houston State University](#)
[Stephen F. Austin State University](#)
[Sul Ross State University](#)
[Sul Ross State University Rio Grande College](#)
[Tarleton State University](#)
[Texas A&M International University](#)
[Texas A&M University](#)
[Texas A&M University System Health Science Center](#)
[Texas A&M University at Galveston](#)





CREWS

Texas Consumer Resource for Education and Workforce Statistics

Institution

Angelo State University

Degree Level

Total

Year

2002

Major

Total

Back

School Profile

Angelo State University

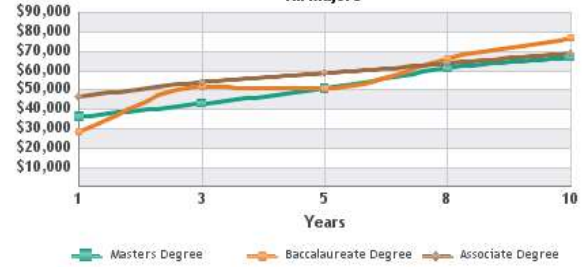
General Information

Type of Institution	4-year
Address	San Angelo, TX
Average Tuition Fees (Undergraduate)	\$3,084
Number of Graduates	1,032
Mean SAT Score (Undergraduate)	1,050
Time to Degree (Undergraduate)	5.24
Average Loan Amount	\$24,371
Average First Year Earnings	\$30,104
Loan/1st Year Wage Ratio	1.12:1
Percent of Completers with Loans	60%
TX Unemployment Rate	6%

For more information on graduates' placement immediately after graduation [click here](#)

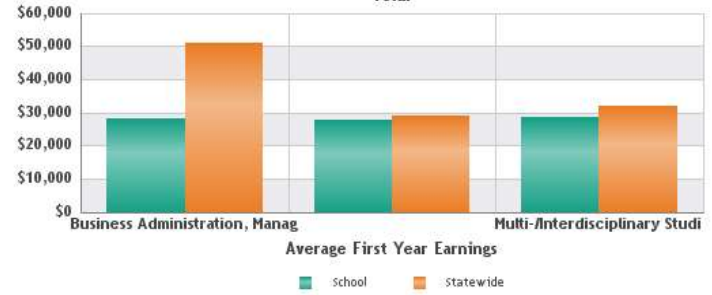
Average Earnings by Degree Level

All Majors



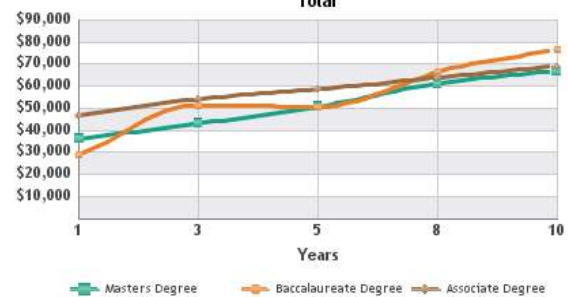
Three Most Popular Programs

Total



Average Earnings by Degree Level

Total



Comparison of Average Earnings with Other Institutions

Total



[Output in Excel](#)

Program	# of Grads	% Completers with Loans	Avg Loan	Avg Year 1 Wages	Avg Year 3 Wages	Avg Year 5 Wages	Avg Year 8 Wages	Avg Year 10 Wages	Loan/1st Year Wage Ratio
Degree Level: Total									
Accounting and Related Services	39	56%	\$19,027	\$33,625	\$41,582	\$56,996	\$72,383	\$94,321	0.73:1
Animal Sciences	38	42%	\$24,898	\$24,803	\$33,665	\$41,727	\$51,271	\$58,825	2.41:1
Biochemistry, Biophysics and Molecular Biology	5	80%	\$76,084	\$22,174	\$34,122	\$43,501	\$35,518	\$66,607	2.58:1
Biology, General	33	70%	\$51,235	\$16,092	\$24,698	\$36,647	\$66,569	\$101,448	3.11:1
Business Administration, Management and Operations	99	49%	\$19,211	\$28,027	\$38,461	\$48,419	\$61,279	\$67,134	0.88:1
Chemistry	7	71%	\$47,838	\$33,194	\$36,636	\$67,635	\$67,429	\$52,131	0.84:1
Communication and Media Studies	59	53%	\$18,048	\$24,259	\$29,894	\$42,571	\$50,696	\$60,748	1.04:1
Computer and Information Sciences, General	28	36%	\$12,270	\$34,426	\$45,117	\$54,697	\$67,116	\$76,106	0.41:1
Counseling Psychology	11	36%	\$40,856	\$27,199	\$33,879	\$38,124	\$40,873	\$47,508	3.25:1
Educational Administration and Supervision	20	25%	\$12,612	\$41,046	\$48,892	\$54,082	\$61,596	\$65,568	0.37:1

QUESTIONS?

Ruben B. Garcia

Ruben.garcia@twc.state.tx.us

(512) 936-3112

Gabriela Borcoman

gabriela.borcoman@theccb.state.tx.us

512-427-6134